





# The Citadel 2009

# BULLDOGG FOOTBALL

The Citadel (4-6 overall; 2-5 SoCon) vs. Georgia Southern (4-6 overall; 3-4 SoCon)  
 Saturday, Nov. 21, 2009 - 2 p.m. - Paulson Stadium

## This Week's Matchup

**Opponent:** Georgia Southern  
**Date:** Nov. 21, 2009  
**Time:** 2 p.m.  
**Site:** Statesboro, Ga.  
**Stadium:** Allen E. Paulson Stadium  
**Surface:** Bermuda Tift (natural)  
**Capacity:** 18,000  
**Ranking:** The Citadel: NR; Georgia Southern: NR  
**Series History:** Georgia Southern leads, 14-4  
**Last Meeting:** Nov. 1, 2008; The Citadel lost, 44-41 in triple overtime

	<b>Radio:</b> The Citadel Sports Network, ESPN 910 <b>Play-by play:</b> Darren Goldwater; <b>Color:</b> Walt Nadzak <b>Pregame:</b> Two hours prior to kick-off with The Team's Ted Byrne	
	<b>Internet:</b> A live audio broadcast of the game will be available by logging on to Bulldog Insider at <a href="http://www.CitadelSports.com">www.CitadelSports.com</a>	
	<b>Television:</b> This game will not be televised.	

### NOTES ON THIS WEEK'S GAME:

#### The Series

The Citadel and Georgia Southern will meet on Saturday for the 19th time in the series history which dates back to Nov. 26, 1988 in the NCAA I-AA first round playoffs. The Eagles won, 38-28. They met a second time in the playoffs again on Nov. 24, 1990. GSU also claimed that victory, 31-0. The Bulldogs' first win against GSU came in their fourth meeting in 1994 when The Citadel topped the Eagles 17-15, at Johnson Hagood Stadium. Georgia Southern leads the series, 14-4, with a 9-1 lead when playing in Statesboro. The last time these teams met was on Nov. 1, 2008 at Johnson Hagood Stadium in a triple overtime that fell in the Eagles' favor, 44-41. The last time these teams met in Statesboro, the Bulldogs gave up a 17-6 lead going into the fourth quarter to fall, 21-17. The most recent Bulldog win against Georgia Southern was a 24-21 final in Charleston on Oct. 28, 2006.

#### Scouting the Eagles

Georgia Southern (4-6 overall; 3-4 SoCon) will end the season with their first losing record since Chris Hatcher took over the helm of GSU Football in 2007 and just their third since football was reinstated in 1982. The Eagles have not claimed less than six wins since 2006 when Brian VanGorder was the head coach for one season. With a win over the Bulldogs, however, GSU could go .500 in Southern Conference action. Georgia Southern has claimed wins over Albany and the SoCon's Western Carolina, Wofford and Chattanooga, while recording losses to No. 21 South Dakota State, No. 13 Elon, North Carolina, No. 8 Appalachian State, Samford and Furman.

The Eagles are coming off a 30-22 homecoming loss to Furman on Saturday, Nov. 14. GSU, who was down 24-0 at the half, made a rally in the fourth quarter but ran out of time. Junior quarterback Kyle Collins, making his first collegiate start, finished the game 13-22-1 for 124 yards and one touchdown, while Lee Chapple completed 10-of-16 with one interception for 75 yards. K.R. Snipes led the Eagle defensive effort with 10 total tackles (8-2), one forced fumble and one fumble recovery.

#### Young SoCon Opponent

The Citadel and Georgia Southern have met on only 18 occasions. Of the current SoCon football opponents, with the exception of Samford who just joined the conference last season, the series between the Bulldogs and the Eagles is the youngest among the SoCon for The Citadel. While The Citadel has only met Elon (who joined the SoCon in 2003) on nine occasions, the series with the Phoenix dates back to the mid-50s. Football did not return to Georgia Southern until September 1982 after all sports were discontinued due to WWII in 1941. The first matchup between the Bulldogs and the Eagles of Georgia Southern occurred in 1988. The two teams met again in 1990 before they joined the Southern Conference in 1991. They met again in 1993 and have played every year since, with the Eagles leading the series 14-4.

## THE CITADEL SCHEDULE

Date	Opponent	Time/Result
Sept. 5	at # 21 North Carolina	L, 40-6
Sept. 19	at Princeton	W, 38-7
Sept. 26	Presbyterian	W, 46-21
Oct. 3	#10 ASU	L, 30-27 OT
Oct. 10	at #10 Elon	L, 43-7
Oct. 17	at Western Carolina	L, 14-10
Oct. 24	Furman	W, 38-28
Oct. 31	Samford	W, 28-16
Nov. 7	Wofford	L, 43-17
Nov. 14	at Chattanooga	L, 31-28
<b>Nov. 21</b>	<b>at Georgia Southern</b>	<b>2 p.m.</b>

## GEORGIA SOUTHERN SCHEDULE

Date	Opponent	Time/Result
Sept. 5	Albany	W, 29-26
Sept. 12	at #21 South Dakota State	L, 44-6
Sept. 19	Western Carolina	W, 27-3
Sept. 26	at #13 Elon	L, 28-14
Oct. 3	at Wofford	W, 26-21
Oct. 10	at North Carolina	L, 42-12
Oct. 17	Chattanooga	W, 30-20
Oct. 24	at #8 Appalachian State	L, 52-16
Nov. 7	at Samford	L, 31-10
Nov. 14	Furman	L, 30-22
<b>Nov. 21</b>	<b>The Citadel</b>	<b>2 p.m.</b>

## COACHES

The Citadel: Kevin Higgins (West Chester '77)  
 Overall Record: 80-56-1 (13th Season)  
 At The Citadel: 24-31 (Fifth Season)  
 Ga. Southern: Chris Hatcher (Valdosta State, '95)  
 Overall Record: 93-27 (10th season)  
 Ga. Southern: 17-15 (Second season)

## QUICK REFERENCE

The Citadel vs. Ga. Southern.....	2
National and SoCon Rankings.....	3
2009 Leaders.....	5
Head Coach Kevin Higgins/Staff.....	8-9
The Citadel Rosters/Depth Chart.....	10-12
Pronunciation Guide.....	11
The Last Time .....	13-14
Media Information.....	15

### Media Relations Football Contact:

Director of Media Relations - Noelle Orr-Beany  
 office: (843) 953-5353; cell: (843) 708-0044;  
 email: [noelle.orr@citadel.edu](mailto:noelle.orr@citadel.edu)  
 McAlister Field House/The Citadel  
 171 Moultrie Street Charleston, SC 29409-6150

## ABOUT TODAY'S OPPONENT - GEORGIA SOUTHERN'S QUICK FACTS

Series.....	GSU leads, 14-4	Basic Offense.....	Multiple
First Played.....	Nov. 26, 1988; Lost, 38-20	Basic Defense.....	Multiple
Last Played.....	Nov. 1, 2008; Lost, 44-41	2008 Overall Record (Conference).....	6-5 (4-4, t4th)
Location.....	Statesboro, Ga.	Letterman Returning (Lost).....	44 (28)
Founded.....	1906	Starters Returning (Lost).....	17 (9)
Enrollment.....	17,764	Head Coach.....	Chris Hatcher
President.....	Dr. Bruce Grube	Record at Georgia Southern.....	13-9 (two years)
Athletics Director.....	Sam Baker	Career Record.....	89-21 (nine years)
Nickname.....	Eagles	Football SID.....	Patrick Osterman
Colors.....	Blue and White	Email.....	posterman@georgiasouthern.edu
Conference.....	Southern	Office Phone.....	(912) 478-0352
Stadium (Capacity).....	Paulson Stadium, natural grass	Website.....	www.georgiasouthern eagles.com
	(18,000)		



### 2009 SEASON STATISTICS THE CITADEL VS. GEORGIA SOUTHERN

(Total Games Played: 10)

#### CIT ..... Offensive Team Stats ..... GSU

245.....	Scoring.....	192
24.5.....	Points Per Game.....	19.2
170.....	First Downs.....	171
127.7.....	Yards Rushing Per Game.....	96.0
11.....	Rushing Touchdown.....	9
176.8.....	Yards Passing Per Game.....	186.8
19.....	Passing Touchdowns.....	9
3045.....	Total Offense.....	2828
304.5.....	Yards of Total Offense Per Game.....	282.8
52/135.....	Third Down Conversions/Attempts.....	57/153
39%.....	Third Down Conversion Percentage.....	37%
8/16.....	Fourth Down Conversions/Attempts.....	5/15
50%.....	Fourth Down Conversion Percentage.....	33%
30:14.....	Average Time of Possession.....	31:18

#### CIT ..... Defensive Team Stats ..... GSU

12.....	Total Sacks by.....	19
60.....	Sack Yardage.....	124
11.....	Interceptions.....	9
341.....	Interception Yardage.....	62

#### CIT ..... Special Teams Stats ..... GSU

30.9.....	Net Punting Average.....	37.4
15.1.....	Punt Return Average.....	4.8
21.6.....	Kickoff Return Average.....	20.1
8/14.....	Field Goals Made/Attempted.....	14/19
57%.....	Field Goal Percentage.....	74%

#### CIT ..... Miscellaneous Team Stats ..... GSU

48/429.....	Total Penalties/Yards.....	65/576
42.9.....	Penalty Yardage Per Game.....	57.6
19/7.....	Fumbles/Lost.....	12/8

#### Scoring by Quarters

	1st	2nd	3rd	4th	OT	Total
CIT	54	54	34	103	0	245
GSU	40	49	59	44	0	192

#### Last Visit to Paulson Stadium

The last time The Citadel visited Paulson Stadium, the Bulldogs were playing for a playoff bid and hoping to extend their record with their sixth overall and fourth SoCon win of the season. The 2007 squad, who finished the season tied for second in the conference with a 7-4 overall and 4-3 SoCon record, held a 17-6 lead over the Eagles going into the fourth quarter. GSU quarterback Jayson Foster skated 80 yards down the left sideline with 7:28 left in the game to give the Eagles their first lead since early in the first quarter. Bulldog standout quarterback Duran Lawson, who broke several school records during the season, left the game with a knee injury and the Bulldogs could not get it done in the final seven minutes of the game. Georgia Southern claimed the 21-17 come-from-behind victory over The Citadel before 18,506 fans and a regional television audience.

Before leaving the game quarterback Duran Lawson completed 14-of-26 passes with one interception for 153 yards and two touchdowns. He also rushed for 17 times for a net of 109 yards. Tim Higgins was the Bulldogs' leading receiver with five catches for 60 yards. Joshua Lawson led the Bulldog defensive effort with 14 total tackles.

For the Eagles, Foster completed 11-of-16 passes for 106 yards, while carrying the ball on 23 occasions for a net of 157 yards. He also returned two punts for 17 yards.

#### Still Looking for First SoCon Road Win

The Bulldogs have only won one out of the last 11 road games. The lone victory came this season against Princeton in a 38-7 victory. However, the last SoCon road victory for the Bulldogs came in 2007 when they defeated Western Carolina, 37-31, in Cullowhee, N.C. The Citadel lost all their road games last season, including games at No. 2 Appalachian State, No. 19 Furman, SoCon newcomer Samford, and No. 10 Wofford.

#### COUNTDOWN TO KICKOFF

- 10 - Of last 11 road games lost by the Bulldogs
- 9 - Passing TDs and rushing TDs each scored by GSU this season
- 8 - Punts of 50 or more yards by GSU punter Charlie Edwards
- 7 - Touchdown receptions for Andre Roberts this season
- 6 - Sacks by Georgia Southern defensive tackle Brent Russell
- 5 - Pass breakups by Cortez Allen this season
- 4 - National ranking for Andre Roberts in punt return yards
- 3 - Citadel QBs that have thrown for over 300 yards each this season
- 2 - Receptions for BJ Phillips this season, one for a TD at UTC
- 1 - More game left for the Bulldog seniors

**KICKOFF!!!**

### Bulldogs Picked to Finish Tied for Sixth by League Coaches

The Citadel Football team was predicted to finish tied for sixth with Samford in the Southern Conference by the league's coaches in the 2009 SoCon Pre-season Poll. The Citadel, hoping to improve on a 4-8 mark from last season was predicted to finish tied for sixth after receiving the same number of votes – 26 – as Samford.

Appalachian State, winners of four consecutive SoCon crowns including a shared title with Wofford in 2007, received eight first-place votes in the balloting, the maximum number allowed as coaches were not allowed to vote for their own team. The Bulldogs will face the Mountaineers at home this season on Oct. 3 at Johnson Hagood Stadium.

### Coaches Select Five to Preseason All-Conference Team

Five Bulldogs earned selections to the All-SoCon Preseason Teams, selected by the league's coaches. Seniors **Andre Roberts** and **Terrence Reese** received first team honors. Reese was named as a defensive lineman while Roberts was honored for both his abilities at wide receiver and as a punt return specialist.

Three Bulldogs were named to the preseason second team with **Dan DeHaven** leading the way on the offensive line. Fellow offensive lineman **Thomas Suggs** was also honored while **Cortez Allen** received second team honors at defensive back.

### Media Picks Bulldogs to Finish Seventh

While the coaches picked the Bulldogs to tie for sixth with Samford, the Southern Conference Sports Media Association predicted The Citadel to finish behind Samford for seventh overall in the SoCon. The media members, who cover Southern Conference football, selected Appalachian State as the preseason favorite.

The Mountaineers received all but two of the first place votes with Elon and Georgia Southern splitting the rest. Elon, the league's third-place finisher in 2008 at 6-2, was selected to finish second and earned one first-place vote. Following Elon in third was Wofford (326). Georgia Southern (275) received the final first-place vote and was picked to finish fourth by the media voters. Furman (260) and Samford (194) were fifth and sixth, respectively, while The Citadel (165), Western Carolina (94) and Chattanooga (57) completed the rankings.

## THE SPORTS NETWORK FCS RANKINGS

Team (1st place votes)	Record	Points	Previous Rank
1. Southern Illinois Salukis (49)	9-1	3,278	1
2. Villanova Wildcats (38)	9-1	3,225	3
3. Montana Grizzlies (45)	10-0	3,145	2
4. Richmond Spiders	9-1	2,950	4
5. William & Mary Tribe	9-1	2,864	5
6. Appalachian State Mountaineers (3)	8-2	2,806	7
7. South Carolina State Bulldogs (2)	9-1	2,381	9
8. McNeese State Cowboys	8-2	2,333	10
9. Northern Iowa Panthers	7-3	2,132	11
10. Elon Phoenix	8-2	2,094	6
11. New Hampshire Wildcats	8-2	2,059	8
12. South Dakota State Jackrabbits	7-3	1,710	12
13. Holy Cross Crusaders	9-1	1,702	13
14. Eastern Illinois Panthers	8-2	1,577	14
15. Stephen F. Austin Lumberjacks	8-2	1,532	15
16. Liberty Flames	8-2	1,346	16
17. Jacksonville State Gamecocks	7-3	1,245	17
18. Eastern Washington Eagles	7-3	1,099	18
19. Weber State Wildcats	6-4	1,010	19
20. Prairie View A&M Panthers	7-1	880	21
21. Lafayette Leopards	8-2	602	20
22. Colgate Raiders	9-2	599	24
23. Montana State Bobcats	7-3	383	NR
24. Penn Quakers	7-2	367	NR
25. Delaware Blue Hens	6-4	313	23

## FCS COACHES RANKINGS

Team (1st place votes)	Record	Points	Previous Rank
1. Montana (17)	10-0	685	1
2. Southern Illinois (7)	9-1	672	2
3. Villanova (4)	9-1	657	3
4. Richmond	9-1	606	T4
5. William & Mary	9-1	595	T4
6. Appalachian State	8-2	560	8
7. South Carolina State	9-1	503	9
8. McNeese State	8-2	477	10
9. New Hampshire	8-1	466	7
10. Elon	8-2	454	6
11. Northern Iowa	7-3	440	11
12. South Dakota State	7-3	345	12
13. Eastern Illinois	8-2	341	13
13. Holy Cross	9-1	341	14
15. Jacksonville State	7-3	291	15
16. Stephen F. Austin	8-2	280	17
17. Liberty	8-2	273	16
18. Eastern Washington	7-3	227	18
19. Prairie View A&M	7-1	210	19
20. Weber State	6-4	167	22
21. Colgate	9-2	125	24
22. Lafayette	8-2	109	20
23. Montana State	7-3	65	NR
24. Florida A&M	7-3	44	21
25. Pennsylvania	7-2	42	NR

## SOCON STANDINGS

### PRESEASON COACHES POLL

Place	School (First-place votes)	Points
1.	Appalachian State (8)	64
2.	Wofford	53
3.	Elon	51
4.	Furman	40
5.	Georgia Southern (1)	39
6t.	The Citadel	26
6t.	Samford	26
8.	Western Carolina	15
9.	Chattanooga	10



### PRESEASON MEDIA POLL

Place	School (First-place votes)	Points
1.	Appalachian State (46)	429
2.	Elon (1)	360
3.	Wofford	326
4.	Georgia Southern (1)	275
5.	Furman	260
6.	Samford	194
7.	The Citadel	165
8.	Western Carolina	94
9.	Chattanooga	57

SoCon Football		SoCon						Overall		SoCon					
Team	Record	Pct	Home	Away	Neutral	Streak	Record	Pct	Home	Away	Neutral	Streak			
Appalachian St.	7-0	1.000	3-0	4-0	0-0	W7	8-2	.800	4-1	4-1	0-0	W8			
Elon	6-1	.857	3-1	3-0	0-0	L1	8-2	.800	4-1	4-1	0-0	L1			
Furman	4-3	.571	1-2	3-1	0-0	W1	5-5	.500	2-2	3-3	0-0	W1			
Chattanooga	4-4	.500	3-1	1-3	0-0	W1	6-4	.600	4-1	2-3	0-0	W1			
Samford	3-4	.429	2-1	1-3	0-0	W2	5-5	.500	4-1	1-4	0-0	W2			
Georgia Southern	3-4	.429	2-1	1-3	0-0	L3	4-6	.400	3-1	1-5	0-0	L3			
Citadel	2-5	.286	2-2	0-3	0-0	L2	4-6	.400	3-2	1-4	0-0	L2			
Wofford	2-5	.286	0-4	2-1	0-0	L1	3-7	.300	1-4	2-3	0-0	L1			
Western Carolina	1-6	.143	1-3	0-3	0-0	L3	2-8	.200	1-4	1-4	0-0	W1			

## LAST WEEK'S RECAP

### THE CITADEL 28, CHATTANOOGA 31

**CHATTANOOGA, TENN.** – The Citadel gave up a 21-3 halftime lead as Chattanooga's quarterback B.J. Coleman led the Mocs to a 31-28 come-from-behind victory over the Bulldogs in Southern Conference action on Saturday at Finley Stadium. Coleman totaled 258 yards and three touchdowns in the second half to finish the game with a career-high 356 yards.

The Citadel dominated the game in the first half as they outnumbered the Mocs in first downs, 14-5, while totaling 184 yards of offense to their 112 yards. The Bulldogs totaled 80 rushing yards, while the defense held UTC to only 18 yards on the ground.

In his first collegiate start, Bulldog freshman quarterback Edwards went 13-of-20 for 104 yards and two touchdowns, both to All-America wide receiver Andre Roberts, who finished the half with seven catches for 50 yards. Holding the Mocs scoreless for most of the first half, the Bulldogs went into halftime up by 18.

However, The Mocs opened the second half moving the ball quickly down the field. The Bulldog defense kept Chattanooga out of the end zone and forced another field goal. This time Craig Camay was successful from 35-yards for the back-to-back scores, making the score 21-6 with 11:24 in the third quarter.

On the Bulldogs' next possession, The Citadel was in scoring position again after an almost picked off pass to Andre Roberts resulted in a 29-yard gain for the first down and the ball on the UTC 6-yard line. However, the Bulldogs were unable to score as an Edwards' shovel pass fell incomplete on third-and-goal and a personal foul on Lincoln Kling at the end of the play pushed a Sam Keeler field goal attempt back for 37-yards. The kick fell wide left and the Bulldogs remained scoreless in the third quarter.

The Mocs quickly took advantage, scoring for the third consecutive time on the next drive. Chattanooga moved the ball 80 yards in nine plays, this time capped off with a 23-yard touchdown pass from Coleman to Chris Pitchford, taking only 1:33 off the clock. With 3:01 left in the third quarter, UTC brought the game within eight points to 21-13.

The Bulldogs extended their lead again early in the fourth quarter by completing a 69-yard drive with an 18-yard touchdown pass from Edwards to tight end B.J. Phillips. The possession took 4:55 off the clock and gave The Citadel a 28-13 lead with 13:00 left in the game.

The game started to turn in the Mocs' favor as Chattanooga was still in it early in the fourth quarter. Moving the ball 71 yards in 10 plays, Chattanooga came within eight points when Coleman found Cooper for a 4-yard touchdown pass with 9:19 left in the game. UTC went for the two-point conversion to bring the game within seven and they were successful as Coleman found Sloan Allison in the end zone to make the score 28-21.

Chattanooga then attempted an onside kick, which they recovered and returned to the UTC 41-yard line. The Mocs got into the red zone but was could not come up with the touchdown, bringing out the field goal unit for a 33-yard attempt. The kick was good and Chattanooga was within four points, 28-24.

The Moc defense forced a three-and-out on the next Bulldog possession and Chattanooga had the chance to take the lead with 6:07 left on the game clock after Joel Bradford returned a Cass Couey 39-yard punt for 53 yards to the Bulldog 9-yard line. On fourth-and-goal from the 1-yard line, Coleman found Cooper for the touchdown with 4:36 left in the game, giving the Mocs a 31-28 lead. The Citadel had two more possessions but were unable to convert either for a score.

The Citadel finished with 311 total yards of offense, 214 yards passing and 97 rushing yards, while Chattanooga totaled 373 of which 356 were on the ground. Tommy Edwards went 21-of-37 with 214 passing yards and three touchdowns. Andre Roberts caught 10 passes for 107 yards and two touchdowns. Cortez Allen finished with 13 tackles to lead the Bulldog defense.

### The Citadel Seniors Look to End Careers on High Note

A total of 10 Bulldog seniors will wrap-up their collegiate careers on Saturday at Georgia Southern. Among them are All-America wide receiver Andre Roberts and All-Conference first team defensive lineman Terrence Reese, both of whom have made significant impacts on the Bulldog Football program since their freshman season. The others include Nelson Burch, team captain and All-Conference first team offensive lineman Dan DeHaven, team captain and Southern Conference's sixth leading tackler Jordon Gilmore, team captain and defensive lineman Dewitt Jones, starting defensive back Ryan Jones, full back Ryan Keiper, running back Anthony Maldonado and preseason All-Conference offensive lineman Tommy Suggs. Over the last four seasons, these Bulldogs have captured 20 overall victories, including 12 against SoCon opponents.

### Roberts Goes Out on Top

Andre Roberts tallied only his second season and 17th career 100-yard performance against Chattanooga last week. The All-America wide receiver caught 10 passes for 107 yards and two touchdowns against the Mocs, bringing his career total receiving yards to 3,662 in 280 receptions, both school records. The All-American senior has totaled 23 out of 44 games of which he recorded 85 or more receiving yards and will go down in the Bulldog record books as the most decorated wide receiver in The Citadel Football history, as he holds school receiving, scoring and punt return records. Roberts will also finish the season ranked second all-time in the Southern Conference in career receiving yards, passes caught in a career and touchdowns caught in a career.

### Unpredictable Bulldogs

The Citadel has experienced an up-and-down SoCon season that included forcing overtime against Appalachian State and falling by only three points, then losing on the road at Elon and becoming Western Carolina's only SoCon win this season. The Bulldogs returned home and won two big SoCon games against rival Furman and a come-from-behind victory over Samford. Then The Citadel gave up a 21-3 halftime lead to lose 31-28 at Chattanooga.

### Bulldogs Continue Tally of INTs

The Citadel Football team added another interception to their tally in Saturday's loss at Chattanooga. This time it was defensive lineman Chris Billingslea who came up with the B.J. Coleman pick. Billingslea returned the INT for 18 yards, bringing the Bulldog season total to 11 for 341 return yards. The Citadel is currently ranked second in the Southern Conference behind Appalachian State who has 14, but holds the No. 1 spot in the SoCon in return yards.

### Edwards Earns First Start

True freshman walkon quarterback Tommy Edwards made his first career start last week at Chattanooga. Despite the Bulldogs' 31-28 loss, the young quarterback made another impressive performance leading the Bulldogs to a 21-3 halftime lead. He finished the game completing 21-of-37 passes without an interception for 214 yards and three touchdowns. He also ran the ball on 13 occasions for a net of 18 yards and one touchdown. After leading The Citadel to a come-from-behind victory over Samford three weeks ago, followed by last week's performance at Chattanooga, the Los Angeles native has put his name in the running for the starting nod next season.

### Record-Setting Performance Despite Loss

Despite Saturday's loss to Wofford, two Bulldogs had record-setting performances against the Terriers. Senior All-America wide receiver **Andre Roberts** moved to No. 2 all-time in the Southern Conference for career receiving yards. Roberts, who totaled eight receptions for 50 yards, only needed 16 yards going into the game to pass Mike Barber (Marshall, 1985-88) for second place. Roberts now totals 3,555 receiving yards. However, Roberts could not get those yards if it was not for quarterback **Bart Blanchard**. Blanchard, who has led the Bulldog offense since late in the 2007 season, broke the school record for the most passing touchdowns in a career at The Citadel. The record was broken when he found Alex Sellars for a six-yard touchdown pass in the second quarter against the Terriers, marking his 38th career TD.

### Gamble Brings Kickoff Return Game

Redshirt freshman defensive back Keith Gamble might be the future for The Citadel kickoff return game. Gamble, who returned his first kickoffs on Saturday against Wofford, recorded 165 yards in five KOs. His longest return was for 46 yards. The Citadel totaled eight returns in the 43-17 loss for 218 yards, marking the most of any SoCon team this season in a single-game.

### The Citadel Plays Three Quarterbacks

For the first time in recent years, The Citadel coaching staff looked to three quarterbacks to lead the Bulldogs from a 22-10 halftime deficit against the Wofford Terriers. The Citadel started No. 1 QB Bart Blanchard for the first time since losing to Western Carolina on Oct. 17. Blanchard who suffered a toe injury in the disappointing loss, sat out the next two games and backup freshmen Miguel Starks and Tommy Edwards led The Citadel to victories over rival Furman and SoCon newcomer Samford. All three quarterbacks made appearances in the second half, looking to get back into the game; however none could get the job done as the Bulldogs fell, 43-17.

### Bulldogs Go Hollywood

True freshman walk-on Tommy Edwards, of Los Angeles, Calif., led the Bulldogs in a second half rally after a 10-0 deficit at halftime to defeat the Samford Bulldogs, 28-16, on Saturday at Johnson Hagood Stadium. The freshman, who took his first snap in a game on Saturday, entered late in the second quarter for injured QB Miguel Starks. Edwards, who was the third team QB at the start of the season and expected to be redshirted, completed 10-of-20 passes for 141 yards and two touchdowns. His long was a 55-yard touchdown pass to Van Dyke Jones. In the two-and-a-half quarters, Edwards did not throw an interception and was never sacked.

### Bulldogs Repeat Two SoCon Players of the Week

Cortez Allen and Tommy Edwards were named SoCon Players of the Week after their performances against Samford last week, marking the second consecutive week that two Citadel players earned weekly honors and the sixth and seventh players of the week this season.

Allen captured the league's Defensive Player of the Week award after recording two fourth quarter interceptions against Samford on Saturday. Allen's first interception was returned 30 yards, putting the Bulldogs at the Samford 5-yard line and setting up the score to increase the lead to 21-10. On the following Samford drive, Allen picked another Samford quarterback at The Citadel's 18-yard line, this time returning it 82 yards for a touchdown to seal the victory at 28-16. The defensive back also registered six solo tackles for a total of seven stops for the Bulldogs.

In his collegiate debut, true freshman quarterback Tommy Edwards garnered the Southern Conference's Freshman of the Week award after rallying the Bulldogs to a come-from-behind 10-0 halftime deficit over league foe Samford. The walk-on logged 141 yards and two touchdowns with 10 completions on the afternoon. He completed a 55-yard pass to Van Dyke Jones to log The Citadel's first score of the game.

### Bulldogs Claim School Record 7 SoCon Players of the Week

The Citadel's 2009 football team has recorded a school record of seven Southern Conference players of the week. They reached this mark after receiving two weekly honors in two consecutive weeks. The previous record was six players of the week, set in 1988, 1990 and 1992. Three quarterbacks have received the honor for the Bulldogs.

Week 1 - Defensive Player of the Week	RFr/S	Joseph Boateng vs. No. 21 North Carolina, recorded two interceptions
Week 4 - Offensive Player of the Week	RJr/QB	Bart Blanchard vs. Presbyterian, fifth QB in SoCon history to throw 6 TDs in a game.
Week 5 - Freshman Player of the Week	Fr/RB	Van Dyke Jones vs. No. 10 Appalachian State, totaled 103 yards, including 69-yd TD run
Week 8 - Offense Player of the Week	RFr/QB	Miguel Starks vs. Furman, threw one and rushed for 4 TDs, totaling 144 rushing yards
Week 8 - Freshman Player of the Week	Fr/RB	Van Dyke Jones vs. Furman, first 100-yd game, recording 11 carries for 102 yards.
Week 9 - Defensive Player of the Week	RJr/DB	Cortez Allen vs. Samford, recorded 2 INTs for 112 return yards, second highest in SoCon history
Week 9 - Freshman Player of the Week	Fr/QB	Tommy Edwards vs. Samford, passed for 144 yds and led come-from-behind rally to claim victory

### Allen's Picks Put Him in SoCon Record Book

Bulldog defensive back Cortez Allen recorded two interceptions against the Samford Bulldogs in the 28-16 Citadel victory at Johnson Hagood Stadium. The picks were returned for 30 and 82 yards, respectively, totaling 112 return yards, the second-highest single-game total in SoCon history.

### The Citadel Defense Challenges Samford

Although Samford's defense ranks first in the Southern Conference in the red zone, The Citadel proved they are not be messed with. After being down 10-0 at the half, The Citadel defense held Samford scoreless for almost three quarters, totaled 11 tackles for a loss of 41 yards, recorded two interceptions for 112 return yards and blocked a punt to hold Samford to 35 yards rushing and extend the Bulldogs' win streak. Several players contributed to the Bulldog defensive effort. Defensive lineman Kyle Anderson totaled six tackles, including two sacks for a loss of 16 yards. Linebacker Tolu Akindele totaled nine tackles (four solo, five assisted), including one for a loss of two yards and Allen totaled seven tackles, one pass breakup and returned two interceptions for 112 yards. Linebacker Jordon Gilmore also contributed eight total tackles, including a half tackle for a loss of one yard, while defensive lineman Terrence Reese recorded three tackles, all for a loss of seven yards.

### Starks Sparks in First Start

Backup quarterback Miguel Starks shined in his first collegiate start against Furman. The redshirt freshman led the Bulldogs to a 38-28 Parents Day victory over Furman, putting an end to a three-game losing streak. In his first collegiate start, Starks was responsible for 327 yards of offense. He connected on 14-of-19 passes with no interceptions for 183 yards and one touchdown, while adding 144 yards on the ground.

### Bulldog Rushing Game Explodes Against Furman

A position that was left questionable at the beginning of the season after losing several key players, showed no sign of weakness in the victory over Furman two weeks ago. The Bulldogs totaled 296 yards rushing against the Paladins in their 38-28 victory at Johnson Hagood Stadium. The total was the most of any Citadel team since a Nov. 6, 2004 win against Chattanooga (Chattanooga 357).

### Starks Runs Wild

Miguel Starks' 144 rushing yards against Furman in his first collegiate start was the most of any Bulldog quarterback since 1995 and his four rushing touchdowns of 11, 5, 17 and 23 yards, tied a school single-game scoring record. He also became the first quarterback since Jack Douglas (1992) to score four rushing touchdowns in a single game.

### Jones Records First 100-Yard Rushing Performance

Van Dyke Jones, the backup quarterback for the Bulldogs, recorded his first 100-yard rushing performance in The Citadel's 38-28 victory over Furman. The true freshman carried the ball 11 times for a 102 yards. His long was a 40-yard run that put the Bulldogs in Paladin territory and set up The Citadel to extend their lead to 38-21 with under six minutes left in the fourth quarter. He averaged 9.3 yards a carry and also caught two passes for 10 yards. Jones was one of two Bulldogs who recorded over 100 yards rushing (the other QB Miguel Starks), marking the first time two players rushed for 100 yards since the overtime victory against the Paladins in 2007 (Duran Lawson and Tory Cooper). Jones' performance also marked his second 100-plus all-purpose game this season (the first was against Appalachian State).

### Jones and Starks Earn SoCon Player of the Week Honors

The Citadel's redshirt freshman quarterback Miguel Starks was named the Southern Conference Offensive Player of the Week while running back Van Dyke Jones earned his second SoCon Freshman Player of the Week award this season. The duo each recorded 100-yard performances in the Bulldogs' 38-28 Parents Day victory against Furman.

### Jones Brings Bulldog Running Game Back to Life

After suffering majors blows since the finale of last season, the Bulldog running game has been the question mark on The Citadel offense. However, freshman backup running back Van Dyke Jones has brought the Bulldog running game back to life. Recording 81 rushing yards in just four carries, while adding 21 receiving yards, Jones recorded his first 100-yard all-purpose performance against No. 10 Appalachian State. The highlight of the game was his 69-yard touchdown

## 2009 LEADERS

### LONGEST PLAY FROM SCRIMMAGE

Opponent	Player (yards)
at North Carolina	Kevin Hardy (25-yd rec.)
at Princeton	Scott Harward (41-yd rec.)
Presbyterian	Keith Gamble (89-yd int return)
Appalachian State	Van Dyke Jones (69-yd rush)
at Elon	Travis Ruff (15-yd rec.)
at Western Carolina	Andre Roberts (27-yd rec.)
Furman	Van Dyke Jones (40-yd rush)
Samford	Van Dyke Jones (55-yd rec.)
Wofford	Greg Adams (22-yd rec.)
at Chattanooga	Andre Roberts (29-yd rec.)
at Georgia Southern	

### RUSHING LEADER

Opponent	Player (Att. - yards)
at North Carolina	Remi Biakabutuka (7-30)
at Princeton	Van Dyke Jones (15-59)
Presbyterian	Miguel Starks (12 - 103)
Appalachian State	Van Dyke Jones (4-81)
at Elon	Bart Blanchard (9-6)
at Western Carolina	Terrell Dalls (9-47)
Furman	Miguel Starks (23-144)
Samford	Van Dyke Jones (17-40)
Wofford	Terrell Dallas (15-73)
at Chattanooga	Terrell Dallas (17-41)
at Georgia Southern	

### RECEIVING LEADER

Opponent	Player (Rec. - yards)
at North Carolina	Scott Harward (5-37)
at Princeton	Scott Harward (7-99)
Presbyterian	Andre Roberts (12-184)
Appalachian State	Andre Roberts (6-47)
at Elon	Van Dyke Jones (4-29)
at Western Carolina	Andre Roberts (9-78)
Furman	Andre Roberts (6-92)
Samford	Andre Roberts (7-54)
Wofford	Andre Roberts (8-50)
at Chattanooga	Andre Roberts (10-107)
at Georgia Southern	

### ALL-PURPOSE LEADER

Opponent	Player (Run - Rec - KR - PR - IR - Ttl)
at North Carolina	Kevin Hardy (0-32-146-0-0-178)
at Princeton	Andre Roberts (17-56-0-37-0-110)
Presbyterian	Andre Roberts (0-184-0-29-0-213)
Appalachian State	Kevin Hardy (0-0-141-0-0-141)
at Elon	Kevin Hardy (0-14-102-0-0-116)
at WCU	Andre Roberts (16-78-0-6-0-100)
Furman	Miguel Starks (144-0-0-0-0-144)
Samford	Andre Roberts (4-54-0-102-0-160)
Wofford	Keith Gamble (0-0-165-0-0-165)
at Chattanooga	Andre Roberts (0-107-0-34-0-141)
at Georgia Southern	

### TACKLE LEADER

Opponent	Player (Total)
at North Carolina	Joseph Boateng (7)
at Princeton	Jordon Gilmore (12)
Presbyterian	Jordon Gilmore (9)
Appalachian State	Jordon Gilmore (13)
at Elon	Rod Hardland (13)
at Western Carolina	Demetrius Jackson; Jordon Gilmore (7)
Furman	Ryan Jones (8)
Samford	Tolu Akindele (9)
Wofford	Jordon Gilmore (10)
at Chattanooga	Cortez Allen (13)
at Georgia Southern	

run to regain the lead for the Bulldogs 20-17 early in the fourth quarter. The Citadel totaled 217 rushing yards against ASU, a season-high.

### Jones Named SoCon Freshman Player of the Week

The Citadel freshman running back Van Dyke Jones was named Southern Conference Freshman Player of the Week after his 100-yard performance against No. 10 Appalachian State. The honor marked the third of four games the Bulldogs earned a SoCon Player of the Week award. Redshirt freshman defensive back Joseph Boateng earned SoCon Defensive Player of the Week for his impressive collegiate debut at No. 21 North Carolina and redshirt junior quarterback Bart Blanchard received Co-Offensive Player of the Week for his record-setting performance against Presbyterian.

### Blanchard Ties SoCon and School Record

Redshirt junior quarterback Bart Blanchard led the Bulldogs to a 46-21 victory over Presbyterian on Saturday in the Bulldogs' home opener at Johnson Hagood Stadium. Blanchard tied a SoCon and school record with six passing touchdowns, four to Andre Roberts and two to Alex Sellars. Blanchard finished the game 20-30-2 for 263 yards, his first 200-plus yard performance of the season.

### Another All-America Performance

The Sept. 26 performance by All-American Andre Roberts marked his fifth first half 100-yard performance of his career. The first came during his sophomore season when he totaled five catches for 101 yards and one touchdown in the first half against Elon. In 2008, Roberts totaled three first half 100-yard performances. The first was six catches for 140 yards and one touchdown in the first half at No. 22 Clemson. The second was eight receptions for 126 yards and one touchdown against Western Carolina and the third was four catches for 105 yards and one touchdown in the first half against Georgia Southern. Saturday against Presbyterian, Roberts recorded eight catches for 121 yards and two touchdowns in the first half.

### Starks Shines in Johnson Hagood Debut

Redshirt freshman quarterback Miguel Starks was glad to return to Charleston and play for the first time at Johnson Hagood Stadium against Presbyterian. It showed as Starks led the Bulldog running game and recorded the first 100-yard rushing performance of the season. The backup quarterback totaled 12 carries for 103 yards against the Blue Hose, marking the first 100-plus yard rushing performance since Asheton Jordan recorded 118 yards in 25 carries against Georgia Southern on Nov. 1, 2008.

### Capers Career Comes to End

Junior linebacker Mel Capers will never wear a helmet and pads again. After suffering a couple of injuries during fall camp, it was discovered that Capers has a condition known as congenital spinal stenosis - the narrowing of the space around the spinal cord. After receiving a second opinion by a neurologist, it was determined that it was unsafe for Capers to participate in any collision sports.

### Running Back Position Takes Major Blow

After a couple of player transfers, the Bulldogs' running game took another major blow when redshirt sophomore Rickey Anderson went down with yet another serious injury. Anderson, who already suffered two knee injuries in 2007 and 2008, was emerging and solidifying his starting role when he suffered a broken leg two weeks ago in fall camp, the same day back-up running back Van Dyke Jones suffered a broken hand. Jones will likely return for the Princeton game on Sept. 19; however, Anderson's return is unknown. Redshirt freshman Christian Graham left the team last week, leaving it up to two walk-ons to fill the starting role at North Carolina.

### Roberts Named to Walter Payton Watch List for Second Consecutive Season

The Citadel wide receiver Andre Roberts has been named for the second consecutive season to the Walter Payton watch list announced by The Sports Network. Roberts, a finalist in 2008, finished 13th overall.

The Walter Payton Award is awarded annually to the most outstanding offensive player in the Division I Football Championship Subdivision (formerly Division I-AA) of college football as chosen by a nationwide panel of media and college sports information directors. The honor was first given in 1987 to the outstanding player in the division, but in 1995, eligibility was restricted to offensive players, as the Buck Buchanan Award for defensive players was inaugurated.

The past two seasons' award winners came from the Southern Conference. In 2007, Georgia Southern's quarterback Jay Foster received the award, followed by Appalachian State's quarterback Armanti Edwards last season. The first and only wide receiver to be honored was Villanova's Brian Finneran in 1997.

### Roberts Receives Sportsmanship Award

Columbia, S.C. native and Bulldog wide receiver Andre Roberts received the South Carolina Athletic Hall of Fame Bobby Richardson Sportsman Award. The Richardson Award, which is presented by its namesake, honors a South Carolina athlete who best exemplifies excellence on and off the various fields of play while displaying the utmost in sportsmanship. The Richardson Award is part of the South Carolina Athletic Hall of Fame's celebration night. Roberts, who had just completed his junior year at the Military College of South Carolina, has also been selected as a 2009 team captain.

### Bulldogs Welcome New Coaches

The Citadel Football staff has two new faces this season with the addition of Sean Cronin and Nick Toth. Cronin and Toth replace defensive line coach Eric Westerfield and special teams coordinator Bob Fello who both left the Bulldog program after the 2008 season. Cronin, who spent the last three years as a graduate assistant at Florida, took over the defensive line. He has played or coached for four national championship teams. Toth was previously the defensive coordinator and defensive backs coach at Ashland University in Ohio. He is responsible for the Bulldog defensive backs. Other coaching assignment changes include defensive coordinator Isaac Collins, now responsible for safeties, and Coach Aashon Larkins is now the assistant special teams coordinator and assistant secondary coach.

### The Young Biakabutuka

When looking at the 2009 Bulldog roster, the name Biakabutuka may ring bell. That is because the youngest brother of Michigan star and NFL veteran Tim Biakabutuka has joined The Citadel roster. Remi Biakabutuka, a 5-8, 185-pound freshman running back, walked on the Bulldog Football team and has an opportunity to start against North Carolina on Saturday with the recent injuries of Rickey Anderson and Van Dyke Jones. Remi, just like his four brothers, attended Vanier College in Montreal Canada where he was an offensive threat at running back last season. Tim and Remi are 15 years apart as Remi is the youngest of seven children.

### BULLDOG PLAYERS OF THE WEEK

Opponent	Player
at North Carolina	N/A
at Princeton	Blanchard (O); Gilmore (D); Jarvis (ST)
Presbyterian	Sellars (O); Allen (D); Nabritt (ST)
Appalachian State	N/A
at Elon	N/A
at Western Carolina	N/A
Furman	DeHaven (O); D. Jones (D); Gaspie (ST)
Samford	Jones (O); Allen (D); Scott (ST)
Wofford	N/A
at Chattanooga	N/A
at Georgia Southern	

### SCOUT TEAM PLAYERS OF THE WEEK

Opponent	Player
at North Carolina	N/A
at Princeton	Turnbow (O); Tretara (D); Miller (ST)
Presbyterian	Hill (O); Burch (D); Jean-Pierre (ST)
Appalachian State	Scott (O); Coles (D); McCladdie (ST)
at Elon	Anthony (O); Douglas (D); Bennett (ST)
at Western Carolina	Bice (O); McCladdie (D) Carr (ST)
Furman	D. Jones, (O); Jean-Pierre (D); Dem. Smith (ST)
Samford	Bailey (O); Amrhein (D); Addison (ST)
Wofford	Coles (O); Hughes (D); Black (ST)
at Chattanooga	McCoy (O); Carter (D); Collins (ST)
at Georgia Southern	

## ALL-AMERICA ANDRE ROBERTS Accumulates Preseason Honors


The Citadel wide receiver Andre Roberts was selected as a FCS preseason All-American by The Sports Network, earning a first team selection on offense at wide receiver.

Already having received a number of accolades for his remarkable 2008 season, the senior has become a centerpiece for the bulldogs' offense. In the 2008 national rankings, Roberts finished first in punt returns, second in receptions per game, second in total receiving yards, fourth in receiving yards per game, ninth in scoring and 14th in all-purpose running.

In addition to his national numbers, he finished tops in the Southern Conference in punt returns, receptions per game, total receptions, receiving yards per game, total receiving yards and all-purpose yards.

For all of his accomplishments Roberts earned first team All-America by the American Football Coaches Association and The Sports Network, while being named to the All-America second team by the Associated Press. He also earned first team honors at wide receiver and punt returner by both the SoCon media and coaches along with being a finalist for the Walter Payton Award, given to the nation's top FCS player.

Roberts was also tabbed a preseason first team All-American by Consensus Draft Services.



### THE CITADEL RECORDS

#### Receiving

##### **Most Catches**

Game: 14 Roberts vs. Wofford, Nov. 8, 2008  
 Season: 95 Roberts, 2008  
 Career: 280 Roberts, 2006-present

##### **Yards**

Season: 1,334 Roberts, 2008  
 Career: 3,662 Roberts, 2006-present

#### Punt Returns

##### **Most Returns**

Game: 8 Roberts vs. CSU, Sept. 1, 2007

##### **Most Yards**

Season: 461 Roberts, 2008  
 Career: 1,051 Roberts, 2006-present

**\*Scored a TD in 17 consecutive games**

### 2008 NATIONAL RANKINGS

#1 Punt Return  
 #2 Receptions Per Game  
 #2 Total Receiving Yards  
 #4 Receiving Yards Per Game  
 #9 Scoring  
 #14 All-Purpose Running

### 2008 SOCON RANKINGS

#1 Punt Return  
 #1 Receptions Per Game  
 #1 Total Receptions  
 #1 Receiving Yards Per Game  
 #1 Total Receiving Yards  
 #1 All-Purpose  
 #2 Scoring  
 #2 Scoring (TDs)

### SOCON RECORD BOOK

#3 Passes Caught in a Season - 95  
 #2 Passes Caught in a Career - 280  
 #4 Receiving Yards in a Season - 1,334  
 #2 Receiving Yards in a Career - 3,662  
 #3 Touchdowns Caught in a Season - 14  
 #2 Touchdowns Caught in a Career - 36  
 #3 Most Consecutive 100+ Receiving Yards - 3  
 #2 Most Consecutive 1,000+ Receiving Yards - 2  
 #4 Punt Return Yards in a Season - 461  
 #7 Punt Return Yards in a Career - 1,051



# Head Football Coach *Kevin Higgins*

Kevin Higgins recently completed his fourth season as The Citadel's head football coach. Formerly the quarterbacks and wide receivers coach of the Detroit Lions, Higgins is the Bulldogs' 23rd head coach.

Higgins is 20-18 during his four years against non-FBS team.

The 2008 schedule for The Citadel Football turned out to be one of the toughest during Higgins' tenure with matchups against Clemson, Florida and three-time defending national champion Appalachian State.

Under Higgins' leadership in 2008, redshirt sophomore quarterback Bart Blanchard finished the season first in the conference in passing average in conference-only games with 231.6 yards a game and second in total offense with 244.6 yards a game. Higgins also coached Blanchard to the fifth-best passing performance in school history against Georgia Southern when he completed 27-of-48 passes with no interceptions for 358 yards and three touchdowns. Blanchard's total offense of 2,609 yards of offense broke the school's record for the most offensive yards in a single-season. His 19 touchdown passes also ranked second in single-season records.

Also under Higgins' guidance, junior wide receiver Andre Roberts earned first team All-America honors, while also finishing first in the country in punt returns. Roberts broke his own record for catches in a season from 78 in 2007 to 95 in 2008. He also broke the school record for the most catches in a career (208), receiving yards in a career (2,951), receiving yards in a single-season (1,334), and the most punt return yards in a season and in a career with 461 and 943, respectively.

Roberts led the Bulldogs to a first place finish in the nation in punt returns, while himself earning the national title for punt returns. Higgins also coached the first pair of receivers since 1983 and second in school history to earn over 100 yards receiving in the same game in Roberts and Scott Flanagan.

Five players were named to All-Conference teams, while running back Asheton Jordan and defensive back Demontre Smith were named to the inaugural SoCon All-Freshman team.

The 2007 season, however, proved to be the most successful for the fourth-year head coach, claiming the Bulldogs' first seven-win season in 15 years. Higgins also led The Citadel, who finished 7-4, to their second consecutive winning conference record, 4-3, while breaking over 40 school records throughout the season.

Under Higgins' coaching, senior quarterback Duran Lawson broke the school's record for the most offensive attempts in a game, total offensive yards in a game, total offensive yards in a season, passing attempts in a career, completions in a career, the best completion percentage in a career and the most passing yards in a career.

Nationally, the Bulldogs finished fourth in scoring, sixth in turnovers lost and 10th in pass efficiency. They led the

Southern Conference in total defense and pass efficiency, while finishing second in scoring, third in pass offense and fourth in total offense.

After starting off the 2007 season 2-0 (marking the first such start for the Bulldogs since 1997), The Citadel traveled to No. 7 Wisconsin and tied the Badgers at 21 going into halftime. Despite falling to the Big Ten powerhouse, the Bulldogs went on to claim victories at Chattanooga, Western Carolina and VMI. They led an exciting offensive rally to defeat Furman in overtime, 54-51, totaling 641 yards. Lawson collected a record 486 yards, setting a career-high of 386 passing yards - the second highest in school history. The Bulldogs wrapped up their home season with a win against Elon, clinching a tie for third place in the Southern Conference.

In just two seasons, Higgins led the Bulldogs to their first winning conference record in 14 years when they finished the 2006 season 4-3 in SoCon play.

Higgins' squad won four of their last five competitions, including a homecoming victory over VMI in the "Military Classic of the South" and a dominating 44-7 win at Elon for their final conference win of the season. The Bulldogs went 2-5 in the SoCon and 4-7 overall in Higgins' first year at The Citadel.

Prior to his appointment at the helm of Bulldog football, Higgins served as the quarterbacks coach for his first three years with the Lions and was responsible for the tutoring and developing of Detroit's first-round draft pick, quarterback Joey Harrington. During his fourth season he assumed the position of wide receivers coach and was responsible for the development of one of the most exciting trios of wide outs in the NFL: Az-Zahir Hakim, Charles Rogers and Roy Williams. Higgins coached Williams to the Lions single season records for a rookie in receptions (54), receiving yards (817) and touchdowns (8).

Before joining the NFL ranks, Higgins was one of the hottest coaches in Division I-AA football at Lehigh University where he led the Mountain Hawks to three straight NCAA playoff appearances. The Higgins-led team lost only one regular season game in his final three seasons and posted a 32-1 record during that time. During his tenure, Lehigh defeated Richmond and Western Illinois in the playoffs and posted regular season wins over I-AA powers Wofford and Delaware.

The West Chester graduate posted an overall record of 56-25-1 (30-9 in Patriot League play) during his seven seasons atop the Mountain Hawks gridiron program. He led Lehigh to four Patriot League Championships (1995, 1998, 1999 and 2000) and was named Patriot League Coach of the Year three times (1995, 1998 and 2000). In 1999 and 2000 he was a candidate for the Eddie Robinson National Coach of the Year Award.

In 2000, Higgins helped Lehigh accrue its second undefeated regular season (11-0) in three years and its third-straight league title. The team ended the season 12-1 after being defeated by Delaware in the quarterfinals of the Division I-AA playoffs. In 1999, Lehigh was 10-1 and earned an at-large postseason bid after being Co-Patriot League champions and ranked 14th nationally. He also was named GTE Regional Coach of the Year in 1999. The previous season, Lehigh completed its first undefeated regular season (11-0) under Higgins, and defeated third-ranked Richmond in the opening round of the playoffs before losing to Massachusetts, who went on to win the national championship.

Under Higgins' tutelage, Lehigh developed into one of the premier passing offenses in the country and topped the Patriot League in passing offense during five of his last seven years. Three former players, Rabih Abdullah (Tampa Bay Buccaneers), Lehigh's all-time leading rusher, Rich Owens (Kansas City Chiefs) and Phil Stambaugh (Jacksonville Jag-

uars) played in the NFL in 2001.

During the summers of 1996-97, Higgins did an internship with the Philadelphia Eagles who held their training camp on the Lehigh University campus. It was there that he studied under current Tampa Bay Buccaneers head coach Jon Gruden learning the intricacies of the West Coast offense.

Prior to his arrival in Bethlehem, Higgins was an assistant coach at the University of Richmond from 1985-87, after beginning his collegiate coaching career at Gettysburg (Pa.) College from 1981-84. Before jumping into the college ranks, he worked as a head basketball and baseball coach, and was an assistant football coach at North Warren (N.J.) High School from 1979-80. He was also the head basketball coach and assistant football coach at Emerson (N.J.) High School from 1977-78.

A native of Emerson, N.J., Higgins attended Emerson High School where he was captain of the football, basketball and baseball teams during his senior year. In 2004, he was inducted into the Emerson High School Athletic Hall of Fame.

Higgins, a 1977 graduate of West Chester (Pa.) University, earned a bachelor's degree in health and physical education. He played free safety on the school's football squad and was the team's most valuable defensive back. In 1981, he earned a master's degree in physical education from East Stroudsburg (Pa.) University.

Higgins and his wife, Kay, a former collegiate head basketball coach, have three children, Tim (24) (Sarah), Meaghan (22) and Katie Rose (17).

## The Higgins File

Year	School/Team	Position
2009	The Citadel	Head Coach
2008	The Citadel	Head Coach
2007	The Citadel	Head Coach
2006	The Citadel	Head Coach
2005	The Citadel	Head Coach
2004	Detroit Lions	Wide Receivers
2003	Detroit Lions	Quarterbacks
2002	Detroit Lions	Quarterbacks
2001	Detroit Lions	Quarterbacks
2000	Lehigh	Head Coach/Quarterbacks
1999	Lehigh	Head Coach/Quarterbacks
1998	Lehigh	Head Coach/Quarterbacks
1997	Lehigh	Head Coach
1996	Lehigh	Head Coach
1995	Lehigh	Head Coach
1994	Lehigh	Head Coach
1993	Lehigh	Asst. Head Coach
1992	Lehigh	Asst. Head Coach
1991	Lehigh	Asst. Head Coach
1990	Lehigh	Asst. Head Coach
1989	Lehigh	Asst. Head Coach
1988	Lehigh	Asst. Head Coach
1987	Richmond	Assistant Coach
1986	Richmond	Assistant Coach
1985	Richmond	Assistant Coach
1984	Gettysburg	Assistant Coach
1983	Gettysburg	Assistant Coach
1982	Gettysburg	Assistant Coach
1981	Gettysburg	Assistant Coach
1980	N. Warren HS (N.J.)	Assistant Coach
1979	N. Warren HS (N.J.)	Assistant Coach
1978	Emerson HS (N.J.)	Assistant Coach
1977	Emerson HS (N.J.)	Assistant Coach

## Higgins' 2009 Staff



**Dave Cecchini**  
Offensive  
Coordinator/  
Wide Receivers



**Isaac Collins**  
Defensive  
Coordinator/  
Linebackers



**Sean Cronin**  
Defensive Line



**Ryan Hearn**  
Recruit. Coord./  
Tight Ends



**Aashon Larkins**  
Special Teams/  
Secondary



**Kevin Olecki**  
Offensive Line



**Everette Sands**  
Running Backs



**Nick Toth**  
Defensive Backs



**Gerald Dixon**  
Assistant  
Defensive Line



**Nate Hogge**  
Assistant  
Offensive Line



**Andy Alden**  
Special Teams  
Quality Control



**Josh Harp**  
Offensive  
Quality Control



**Donnell  
Boucher**  
Strength Coach



**Andy Clawson**  
Director of  
Sports Medicine

**Not Pictured:**  
**Mike Newton**  
Defensive  
Quality Control



## Higgins' Career Highlights

### 2008, The Citadel

Coached quarterback Bart Blanchard to a school record of 2,609 offensive yards; the Bulldogs to a national title in punt returns, while WR Andre Roberts finished the season ranked No.1 in punt returns and earned All-America honors for both wide receiver and specialist.

### 2007, The Citadel

Coached Bulldogs to first seven-win season in 15 years, breaking several team and individual records throughout the year. Coached QB Duran Lawson to seven school records, while WR Andre Roberts earned All-America honors.

### 2006, The Citadel

Coached the Bulldogs to their first winning conference record in 14 years, while claiming wins in four of the last five games of the season.

### 2004, Detroit Lions

Coached WR Roy Williams to three Lions single-season rookie records (receptions - 54; yards receiving - 817; touchdowns - 8)

### 2003, Detroit Lions

Coached QB Joey Harrington to a 1.6 percent sacks-to-pass ratio; led NFL for second straight season in that category

### 2002, Detroit Lions

Coached QB Joey Harrington to four single-season rookie records (yards passing - 2,294; touchdowns - 12; completions - 215; attempts - 429)

### 2001, Detroit Lions

Coached QBs to third-most passing yards in the NFL (3,969 yards)

### 2000, Lehigh

12-1 record and a final national ranking of 8; I-AA Playoffs Quarterfinalist; Patriot League Champions; finalist for the Eddie Robinson I-AA Coach of the Year Award; Patriot League Coach of the Year

### 1999, Lehigh

10-2 record and a final national ranking of 14; I-AA Playoff Participant; Patriot League Champions; AFCA's GTE Regional Coach of the Year; finalist for the Eddie Robinson I-AA Coach of the Year Award

### 1998, Lehigh

12-1 record and a final national ranking of 7; I-AA Playoffs Quarterfinalist; Patriot League Champions; Finalist for the Eddie Robinson I-AA Coach of the Year Award; Patriot League Coach of the Year

### 1995, Lehigh

8-3 record; Patriot League Champions

### 1993, Lehigh

Patriot League Champions

### 1987, Richmond

Yankee Conference Champions

### 1984, Gettysburg

Centennial League Champions

**\*\*Coached 52 All-conference selections; three Player of the Year honorees, three All-Americans, and three NFL draft picks**

## ALPHABETICAL ROSTER

No.	NAME	POS
3	Greg Adams	WR
47	Byron Addison	RB
12	Tolu Akindele	LB
13	Cortez Allen	DB
56	Bay Amrhein	LB
98	Kyle Anderson	DL
21	Rickey Anderson	RB
63	Chet Anthony	OL
94	Andrew Austin	DL
26	Preston Bailey	WR
89	Devin Bice	TE
25	Remi Biakabutuka	RB
77	Chris Billingslea	DL
27	Quentin Bivens	RB
28	Michael Black	DB
19	Bart Blanchard	QB
20	Joseph Boateng	S
27	Austin Boyle	DB
34	Davis Boyle	DB
84	Cullen Brown	TE
62	Jameson Bryant	OL
31	Jeremy Buncum	LB
42	Nelson Burch	DB
88	Luke Caldwell	WR
78	Chase Canipe	OL
4	Mel Capers	LB
8	Alex Carr	WR
33	Keith Carter	DT
95	Erik Clanton	DL
55	Colton Clifton	OL
40	Michael Ross Collins	WR
46	Patrick Connor	DE
36	Cass Couey	P
68	Sherrod Croom	DL
59	Joseph Cruz	LB
23	Terrell Dallas	RB
79	Daniel DeHaven	OL
91	Derek Douglas	DE
9	Tommy Edwards	QB
74	Robert Finke	OL
7	Keith Gamble	DB
67	Nate Gerber	OL
37	Douglas German	WR
30	Jordon Gilmore	LB
57	Jonathan Glaspie	LB
83	Kevin Hardy	WR
11	Rod Harland	DB
29	Scott Harward	WR
11	Brian Hill	QB
44	Noah Hughes	LB
1	Demetrius Jackson	DB
53	Bobby Jarvis	LS
25	Sadath Jean-Pierre	DB
96	Dewitt Jones	DL
85	Domonic Jones	WR
2	Ryan Jones	DB
32	Van Dyke Jones	RB
41	Sam Keeler	K
38	Ryan Keiper	FB
34	Lemuel Kennedy	RB

## NUMERICAL ROSTER

No.	Name	POS	HT	WT	YR	Hometown (Last School)
1	Demetrius Jackson	DB	5-10	190	Jr	Columbus, Ga. (Shaw)
2	Ryan Jones	DB	5-10	175	Sr	Lawrenceville, Ga. (Collins Hill)
3	Demontrelle Smith	DB	6-1	204	So	Reddick, Fla. (North Marion)
3	Greg Adams	WR	5-9	161	Fr	Gadsden, S.C. (Ridgeview)
4	Mel Capers	LB	5-9	175	Jr	North Charleston, S.C. (Fort Dorchester)
5	Andre Roberts	WR	5-11	185	Sr	Columbia, S.C. (Spring Valley)
6	Cam Turner	WR	5-11	178	RJr	Libertyville, Ill. (Libertyville)
7	Keith Gamble	DB	5-9	167	RFr	Sumter, S.C. (Crestwood)
8	Alex Carr	WR	6-3	209	Jr	Tampa, Fla. (Freedom)
9	Tommy Edwards	QB	5-11	185	Fr	Los Angeles, Calif. (Ulysses S. Grant)
9	John Synovec	LB	6-0	203	Jr	Columbia, S.C. (Ridge View)
10	Biron Nabritt	DB	6-0	175	RJr	Ocala, Fla. (West Port)
11	Brian Hill	QB	5-10	175	Fr	Irmo, S.C. (Irmo)
11	Rod Harland	DB	5-10	203	So	Hartwell, Ga. (Hart County)
12	Tolu Akindele	LB	5-10	211	So	Houston, Texas (Westfield)
12	William Owens	WR	6-0	185	So	Sumter, S.C. (Wilson Hall)
13	Cortez Allen	DB	6-2	185	RJr	Ocala, Fla. (North Marion)
16	Kevin Manning	DB	5-11	175	RFr	Flemington, Fla. (North Marion)
17	Miguel Starks	QB	6-2	219	RFr	Atlanta, Ga. (Mundy's Mill)
18	Tyler Starnes	WR	5-10	181	Jr	Spartanburg, S.C. (Dorman)
18	Alexander Wall	P	6-2	195	So	Asheville, N.C. (AC Reynolds)
19	Bart Blanchard	QB	6-0	200	RJr	Rock Hill, S.C. (Rock Hill Northwestern)
20	Joseph Boateng	S	5-10	180	RFr	Germantown, Md. (Eastern Michigan)
21	Rickey Anderson	RB	6-0	203	RSo	Cape Coral, Fla. (Cape Coral)
22	Christian Robertson	WR	5-8	155	RSo	Savannah, Ga. (Savannah Country Day)
23	Terrell Dallas	RB	6-0	218	So	Fernandina Beach, Fla. (Fernandina Beach)
24	DeAndre Smith	LB	5-9	185	So	Columbus, Ga. (Carver)
25	Sadath Jean-Pierre	DB	5-10	12	Fr	Immokalee, Fla. (Immokalee)
25	Remi Biakabutuka	RB	5-8	180	Fr	Longueuil, Canada (Vanier Prep)
26	Preston Bailey	WR	6-1	197	So	Anderson, S.C. (Byrnes)
26	Yemi Oyegunle	DB	5-11	181	Fr	Tampa, Fla. (Gaither)
27	Quentin Bivens	RB	5-11	220	RSo	Georgetown, S.C. (Georgetown)
27	Austin Boyle	DB	5-10	170	RFr	Sumter, S.C. (Wilson Hall)
28	Michael Black	DB	5-11	206	RFr	Florence, S.C. (West Florence)
29	Scott Harward	WR	5-10	190	RJr	Spartanburg, S.C. (Spartanburg)
30	Jordon Gilmore	LB	5-11	220	Sr	Belmont, N.C. (South Point)
31	Jeremy Buncum	LB	6-0	203	So	Charleston, S.C. (Stratford)
32	Van Dyke Jones	RB	5-10	180	Fr	Norfolk, Va. (Indian River)
33	Keith Carter	DT	6-0	272	Fr	Tallahassee, Fla. (N. Florida Christian)
34	Davis Boyle	DB	5-10	171	RFr	Sumter, S.C. (Wilson Hall)
34	Lemuel Kennedy	RB	5-10	193	Fr	Winnsboro, S.C. (Ridgeview)
36	Cass Couey	P	6-1	196	RFr	Tampa, Fla. (Freedom)
37	Douglas German	WR	6-3	200	Fr	Atlanta, Ga. (Whitefield Academy)
38	Ryan Keiper	FB	6-0	210	Sr	Allentown, Pa. (Parkland)
39	Thomas Warren	K	6-1	180	Fr	Mount Pleasant, S.C. (Bishop England)
40	Michael Ross Collins	WR	6-0	194	RSo	Florence, S.C. (West Florence)
41	Sam Keeler	K	5-9	185	RSo	Beaufort, S.C. (Beaufort)
42	Nelson Burch	DB	5-8	188	Sr	Myrtle Beach, S.C. (Myrtle Beach)
43	Anthony Maldonado	RB	5-8	193	Sr	Tampa, Fla. (H.B. Plant)
44	Noah Hughes	LB	6-1	210	Jr	St. Petersburg, Fla. (St. Petersburg Catholic)
45	Brandon McCladdie	CB	6-1	175	Fr	Martinez, Ga. (Evans)
45	Patrick Riley	WR	6-2	189	So	Walkerville, Md. (Walkersville)
46	Patrick Connor	DE	6-2	225	RJr	Houston, Texas (Langham Creek)
47	Byron Addison	RB	5-10	210	So	St. Stephen, S.C. (Timberland)
48	Jordan Panter	K	5-11	185	RSo	Winchester, Tenn. (Franklin Co.)
49	Ryan Sellers	K	6-1	187	Jr	Mount Pleasant, S.C. (Bishop England)
50	Tim Parks	OL	6-5	295	RJr	Greenville, Ga. (Greenville)
52	Patrick Nugent	LB	6-0	200	Fr	Rocky River, Ohio (St. Ignatius)
53	Bobby Jarvis	LS	6-2	242	RJr	Beaufort, S.C. (Beaufort)
54	David Rogers	OL	6-6	288	RFr	York, S.C. (York Comprehensive)
55	Colton Clifton	OL	6-1	281	RJr	Fayetteville, N.C. (Jack Britt)

# ALPHABETICAL ROSTER, cont'd...

71	Lincoln Kling	OL
64	Jim Knowles	OL
43	Anthony Maldonado	RB
16	Kevin Manning	DB
45	Brandon McCladdie	CB
92	Jake Moorer	DL
10	Biron Nabritt	DB
52	Patrick Nugent	LB
12	William Owens	WR
26	Yemi Oyegunle	DB
48	Jordan Panter	K
50	Tim Parks	OL
87	B.J. Phillips	TE
76	Cory Pope	OL
72	Graham Reeder	OL
99	Terrence Reese	DL
90	Adger Rice	TE
45	Patrick Riley	WR
5	Andre Roberts	WR
22	Christian Robertson	WR
80	James Robey	TE
54	David Rogers	OL
81	Travis Ruff	WR
82	Milford Scott	DE
86	Alex Sellars	TE
49	Ryan Sellers	K
97	Demarrio Sims	DL
24	DeAndre Smith	LB
3	Demontrelle Smith	DB
60	Hamp Smith	LS
17	Miguel Starks	QB
18	Tyler Starnes	WR
73	Neal Strange	OL
65	Thomas Suggs	OL
9	John Synovec	LB
75	Tyler Thornton	G
64	Dugan Turnbow	OL
6	Cam Turner	WR
69	Quintin Turner	DL
18	Alexander Wall	P
39	Thomas Warren	K
58	Raymond Watkins	OL

No.	Name	POS	HT	WT	YR	Hometown (Last School)
56	Bay Amrhein	LB	6-2	230	Fr	Mount Pleasant, S.C. (Bishop England)
57	Jonathan Glaspie	LB	5-11	209	Jr	Columbia, S.C. (Spring Valley)
58	Raymond Watkins	OL	6-6	278	RFr	N. Charleston, S.C. (Northwood Academy)
59	Joseph Cruz	LB	5-9	203	So	Peoria, Ill. (Dunlap)
60	Hamp Smith	LS	6-0	240	Fr	Columbia, S.C. (Hammond)
62	Jameson Bryant	OL	6-2	275	RSo	Greenville, N.C. (J.H. Rose)
63	Chet Anthony	OL	6-2	260	RFr	Pickens, S.C. (Pickens)
64	Jim Knowles	OL	6-0	305	Fr	Belle Glade, Fla. (Glades Central)
64	Dugan Turnbow	OL	6-2	229	So	Alpharetta, Ga. (Northview)
65	Thomas Suggs	OL	6-4	284	RSr	Sophia, N.C. (Asheboro)
67	Nate Gerber	OL	6-3	260	RFr	Ebensburg, Pa. (Bishop Carroll)
68	Sherrod Croom	DL	6-4	235	RSo	Kinston, N.C. (Kinston)
69	Quintin Turner	DL	6-0	285	RSo	Mount Pleasant, S.C. (Wando)
71	Lincoln Kling	OL	6-6	290	Jr	Bryan, Texas (Brazos Christian)
72	Graham Reeder	OL	6-2	237	RFr	Denton, Texas (Ryan)
73	Neal Strange	OL	6-6	293	RFr	Columbia, S.C. (Irmo)
74	Robert Finke	OL	6-5	291	Fr	Carrollton, Ga. (Carrollton)
75	Tyler Thornton	G	6-3	244	RSo	Fayetteville, N.C. (Jack Britt)
76	Cory Pope	OL	6-2	292	Jr	Aiken, S.C. (Silver Bluff)
77	Chris Billingslea	DL	6-5	233	RFr	Fort Mill, S.C. (Fort Mill)
78	Chase Canipe	OL	6-2	271	RSo	Greenwood, S.C. (Emerald)
79	Daniel DeHaven	OL	6-5	290	RSr	Charleston, S.C. (James Island)
80	James Robey	TE	6-3	232	RFr	Leland, N.C. (South Brunswick)
81	Travis Ruff	WR	6-3	203	RSo	Alpharetta, Ga. (Alpharetta)
82	Milford Scott	DE	6-3	235	RSo	Charleston, S.C. (West Ashley)
83	Kevin Hardy	WR	6-0	184	So	Ocala, Fla. (Vanguard)
84	Cullen Brown	TE	6-4	222	Fr	Cocoa Beach, Fla. (Cocoa Beach)
85	Domonic Jones	WR	6-5	192	Fr	Fernandina Beach, Fla. (Fernandina Beach)
86	Alex Sellars	TE	6-5	245	RJr	Greenwood, S.C. (Greenwood)
87	B.J. Phillips	TE	6-5	260	RJr	Columbia, S.C. (University of North Carolina)
88	Luke Caldwell	WR	6-1	205	So	Wilmington, N.C. (John T. Hoggard)
89	Devin Bice	TE	6-3	245	Fr	Bonifay, Fla. (Holmes County)
90	Adger Rice	TE	6-2	218	RFr	Columbia, S.C. (A.C. Flora)
91	Derek Douglas	DE	6-1	241	Fr	Garland, Texas (Sachse)
92	Jake Moorer	DL	6-3	225	RFr	Birmingham, Ala. (Briarwood Christian)
94	Andrew Austin	DL	6-1	253	RFr	Anderson, S.C. (T.L. Hanna)
95	Erik Clanton	DL	6-3	235	RJr	Columbia, S.C. (Spring Valley)
96	Dewitt Jones	DL	6-3	231	Sr	Fairhope, Ala. (Fairhope)
97	Demarrio Sims	DL	6-2	258	RFr	Reddick, Fla. (North Marion)
98	Kyle Anderson	DL	6-4	275	Jr	Bloomington, Minn. (Western Kentucky)
99	Terrence Reese	DL	6-0	286	Sr	North, S.C. (North)

## Pronunciation Key

Tolu Akindele	toe-loo a-kin-delay
Bay Amrhein	am-rine
Remi Biakabutka	rim-ee
	bee-ah-ka-buh-too-kah
Joseph Boateng	bo-tang
Chase Canipe	cuh-nipe
Cass Couey	coo-ee
Daniel DeHaven	duh-hay-vin
Robert Finke	fink
Jonathan Glaspie	glass-pee
Sadath Jean-Pierre	sa-deth
Lemuel Kennedy	le-mule or "Bucky"

Ryan Keiper	ky-purr
Anthony Maldonado	mall-duh-na-doe
Biron Nabritt	ney-britt
Yemi Oyegunle	yem-ee oh-yay-goon-lay
Demontrelle Smith	dee-mon-trelle
Miguel Starks	muh-gwelle
John Synovec	sin-uh-vic
Dugan Turnbow	doo-gan turn-bo
Coach Cecchini	chuh-key-knee
Coach Hogge	rhymes with lodge



## 2009 Team Captains

Dan DeHaven  
Jordon Gilmore  
Dewitt Jones  
Andre Roberts

# BULLDOG DEPTH CHART

## Offense

## Defense

**LT 79 DAN DEHAVEN (6-5, 290, RSr.)**  
73 Neal Strange (6-6, 293, RFr.)

**A 96 DEWITT JONES (6-3, 231, Sr.)**  
46 Patrick Connor (6-2, 225, RJr.)

**LG 62 JAMESON BRYANT (6-2, 275, RSo.)**  
50 Tim Parks (6-5, 295, RJr.)

**N 99 TERRENCE REESE (6-0, 286, Sr.)**  
69 Quintin Turner (6-0, 285, RSo.)

**C 65 THOMAS SUGGS (6-4, 284, RSr.)**  
67 Nate Gerber (6-3, 260, RFr.)

**T 98 KYLE ANDERSON (6-4, 275, Jr.)**  
97 Demarrio Sims (6-2, 258, RFr.)

**RG 76 COREY POPE (6-2, 292, Jr.)**  
55 Colton Clifton (6-1, 281, RJr.)

**E 77 CHRIS BILLINGSLEA (6-5, 233, RFr.)**  
95 Erik Clanton (6-3, 235, RJr.)

**RT 71 LINCOLN KLING (6-6, 290, Jr.)**  
75 Tyler Thornton (6-3, 244, RSo.)

**S 12 TOLU AKINDELE (5-10, 211, So.)**  
9 John Synovec (6-0, 203, Jr.)

**P 86 ALEX SELLARS (6-5, 245, RJr.)**  
87 B.J. Phillips (6-5, 260, RJr.)

**M 30 JORDON GILMORE (5-11, 220, Sr.)**  
24 DeAndre Smith (5-9, 185, So.)

**X 5 ANDRE ROBERTS (5-11, 185, Sr.)**  
3 Greg Adams (5-9, 161, Fr.)

**W 31 JEREMY BUNCUM (6-0, 203, So.)**  
57 Jonathan Glaspie (5-11, 209, Jr.)

**H 29 SCOTT HARWARD (5-10, 190, RJr.)**  
22 Christian Robertson (5-8, 155, RSo.)

**FC 2 RYAN JONES (5-10, 175, Sr.)**  
7 Keith Gamble (5-9, 167, RFr.)

**Z 83 KEVIN HARDY (6-0, 184, So.)**  
8 Alex Carr (6-3, 209, Jr.)

**B 1 DEMETRIUS JACKSON (5-10, 190, Jr.)**  
11 Rod Harland (5-10, 203, So.)

**QB 9 TOMMY EDWARDS (5-11, 185, Fr.)**  
17 Miguel Starks (6-2, 219, RFr.)

**R 20 JOSEPH BOATENG (5-10, 180, RFr.)**  
3 Demontrelle Smith (6-1, 204, So.)

**T 23 TERRELL DALLAS (6-0, 218, So.)**  
32 Van Dyke Jones (5-10, 180, Fr.)

**BC 13 CORTEZ ALLEN (6-2, 185, RJr.)**  
10 Biron Nabritt (6-0, 175, RJr.)

**F 38 RYAN KEIPER (6-0, 210, Sr.)**  
27 Quentin Bivens (5-11, 220, RSo.)

## Special Teams

**PK 41 SAM KEELER (5-9, 185, RSo.)**  
48 Jordan Panter (5-11, 185, RSo.)

**LS 53 BOBBY JARVIS (6-2, 242, RJr.)**  
60 Hamp Smith (6-0, 240, Fr.)

**KO 48 JORDAN PANTER (5-11, 185, RSo.)**  
49 Ryan Sellers (6-1, 187 Jr.)

**KOR 83 KEVIN HARDY (6-0, 184, So.)**  
18 Tyler Starnes (5-10, 181, Jr.)  
or 38 Ryan Keiper (6-0, 210, Sr.)

**P 36 CASS COUEY (6-1, 196, RFr.)**  
18 Alexander Wall (6-2, 195, So.)

**PR 5 ANDRE ROBERTS (5-11, 185, Sr.)**  
7 Keith Gamble (5-9, 167, RFr.)

## **THE LAST TIME THE CITADEL ...**

... **BLOCKED A PUNT AND SCORED** was in 2008 versus Princeton when Mel Capers blocked a punt and Reggie Rice recovered it and returned it for a touchdown in the 37-24 Bulldog win at Johnson Hagood Stadium.

... **BLOCKED A FIELD GOAL ATTEMPT** was in 2009 when Kyle Anderson blocked Princeton kicker Ben Bologna's 32-yard field goal attempt in The Citadel's 38-7 win in Princeton.

... **RETURNED A KICKOFF FOR A TOUCHDOWN** was in 2002 against VMI when Scooter Johnson returned a kick 91 yards in The Citadel's 23-21 loss to VMI in Charlotte, N.C.

... **RETURNED TWO KICKOFFS FOR TOUCHDOWNS** was in 1979 against Wofford when David Bigos (69 yards) and Danny Miller (95 yards) each took back kickoffs for scores in the 49-30 Citadel win in Charleston.

... **RETURNED A PUNT FOR A TOUCHDOWN** was in 2008 versus Chattanooga when Andre Roberts went 42 yards for the game-winning score in the 21-21 Bulldog victory at Johnson Hagood Stadium.

... **RETURNED TWO PUNTS FOR TOUCHDOWNS** was in 1997 versus Newberry when Carlos Frank had returns of 53 and 80 yards for TDs in a 33-13 Citadel win.

... **RETURNED AN INTERCEPTION FOR A TOUCHDOWN** was in 2009 against Samford when Cortez Allen took back a Bulldog pass 82-yards for the score in the 28-16 victory at Johnson Hagood Stadium.

... **SCORED A SAFETY** was in 2008 against Georgia Southern when Tolu Akindede and Jonathan Vest tackled Antonio Henton in the end zone during the Bulldogs' 44-41 triple overtime loss at Johnson Hagood.

... **RECOVERED A FUMBLE AND RETURNED IT FOR A TOUCHDOWN** was in 2007 against Webber International when Carver Wright got his hands on a Warrior loose ball and rushed 6-yards for the score in the Bulldogs 76-0 victory over WIU in Charleston.

... **RECOVERED A FUMBLE IN THE END ZONE FOR A TOUCHDOWN** was in 2004 when defensive end Michael Ballentine fell on a Duke fumble for a score in Blue Devils' 28-10 victory in Durham, N.C.

... **SHUT OUT AN OPPONENT** was in 2007 at Johnson Hagood Stadium when the Bulldogs left Webber International scoreless, 76-0, marking the Bulldogs' modern-day record for the most points scored in a game.

... **GAINED MORE THAN 500 YARDS OF TOTAL OFFENSE** was in 2008 when The Citadel registered 541 yards against WCU in a 34-14 victory in Charleston.

... **RUSHED FOR MORE THAN 400 YARDS** was in 2003 when The Citadel gained 435 yards on the ground in a 64-10 win over Charleston Southern in Johnson Hagood.

... **HAD A PLAYER PASS FOR 400 YARDS** was in 1985 against Wofford when Kip Allen hit on 34-of-53 passes for 428 yards in a 42-28 Bulldog home victory.

... **HAD A PLAYER PASS FOR 300 yards** was in 2008 against Georgia Southern when Bart Blanchard passed for 358 yards in a triple overtime loss, 44-41, at Johnson Hagood Stadium.

... **HAD A PLAYER PASS FOR 200 YARDS** was in 2009 against Chattanooga when Tommy Edwards passed for 214 yards and three touchdowns in a 31-28 Bulldog loss at Finley Stadium.

... **HAD A RECEIVER CATCH 10 OR MORE PASSES** was in 2009 against Chattanooga when Andre Roberts caught 10 passes for 107 yards and two touchdowns in the Bulldogs' 31-28 loss at Finley Stadium.

... **HAD A PLAYER TOTAL 100 YARDS RECEIVING** was in 2009 against Chattanooga when Andre Roberts caught 10 passes for 107 yards in a 31-28 loss at Finley Stadium.

... **HAD A PLAYER POST BACK-TO-BACK 100-YARD RECEIVING PERFORMANCES** was in 2008 when Andre Roberts recorded 165 yards in nine catches against Georgia Southern, followed by 190-yard performance in 14 catches at Wofford and nine catches for 116 yards vs. Chattanooga.

... **HAD A RUNNING BACK RUSH FOR 100 YARDS** was in 2009 against Furman when Van Dyke Jones gained 102 yards on 11 carries in a 38-28 victory in Charleston.

... **HAD A RUNNING BACK POST BACK-TO-BACK 100-YARD RUSHING PERFORMANCES** was in 2007 when Tory Cooper rushed for 116 yards against against Charleston Southern (9/1) and 110 against Webber International (9/8).

... **HAD A RUNNING BACK POST THREE CONSECUTIVE 100-YARD RUSHING PERFORMANCES** was in 2007 when Tory Cooper rushed for 150 against VMI and 109 yards against Elon to finish the 2006 season (11/11 and 11/18), followed by 116 yards against Charleston Southern in the 2007 season opener on Sept. 1. Cooper recorded the fourth consecutive 100-yard rushing performance on Sept. 8 against Webber International when he recorded 110 yards.

... **HAD A RUNNING BACK RUSH FOR 200 YARDS** was in 2006 against Western Carolina when Tory Cooper gained 204 yards in a 30-27 Bulldog overtime victory in Charleston.

... **HAD TWO RUSH FOR 100 YARDS EACH** was in 2009 against Furman when Miguel Starks (144) and Van Dyke Jones (102) each broke the 100-yard barrier in a 38-28 Bulldog win.

... **HAD THREE RUNNING BACKS RUSH FOR 100 YARDS EACH** was in 1998 at VMI when Antonio Smith (131), Deon Jackson (116) and Stanley Myers (115) each broke the 100-yard barrier in a 36-10 Bulldog win.

... **HELD AN OPPONENT UNDER 100 YARDS RUSHING** was in 2009 when Samford posted 35 rushing yards in The Citadel's 28-16 victory at Johnson Hagood Stadium.

Cont'd...

... **HELD AN OPPONENT UNDER 25 YARDS RUSHING** was in 2009 against Chattanooga when the Mocs gained only 17 yards on 12 carries in the 31-28 Citadel loss at Finley Stadium.

... HELD AN OPPONENT UNDER 100 YARDS PASSING was in 2008 when Webber International threw for 78 yards in the Bulldogs 54-7 victory in Charleston, S.C.

... DEFEATED A RANKED NCAA FCS TEAM was in 2007 when The Citadel upset #19 Elon, 42-31, at Johnson Hagood Stadium.

... **LOST TO AN NCAA FBS TEAM** was in 2009 when North Carolina defeated the Bulldogs, 40-6, in Chapel Hill.

... DEFEATED AN NCAA FBS TEAM was in 1992 when The Citadel knocked off Army, 15-14, in Michie Stadium in West Point, N.Y.

... **PLAYED OVERTIME** was in 2009 when The Citadel lost to No. 10 Appalachian State, 30-27, in overtime at Johnson Hagood Stadium.

... LOST BACK-TO-BACK GAMES IN JOHNSON HAGOOD STADIUM was in 2008 when The Citadel recorded losses to Elon, 27-23, on Oct. 11 and in triple overtime against Georgia Southern, 44-41, on Nov. 1.

... WAS RANKED IN THE TOP-25 NATIONALLY was in 2008 as the Bulldogs were ranked No. 13/24 in the Sports Network and FCS Coaches polls.

## **THE LAST TIME AN OPPONENT ...**

... **BLOCKED A PUNT AND SCORED** a touchdown was in 2002 against Chattanooga blocked a Travis Zobel punt and recovered in the end zone in the Mocs' 34-31 win in Charleston.

... **BLOCKED A PUNT AND SCORED A SAFETY** was in 2004 when #10 Auburn blocked a punt and knocked it out of the back of the endzone in the Tiger's 33-3 victory in Auburn.

... **RETURNED AN INTERCEPTION FOR A TOUCHDOWN** was in 2009 when Elon's Karlos Sullivan intercepted a Bart Blanchard pass at the CIT 14 and returned it for a score in the Phoenix 43-7 victory in Elon, N.C.

... **RETURNED A KICKOFF FOR A TOUCHDOWN** was in 2007 when VMI's Maypray returned a kickoff 99 yards for a score in the Bulldogs' 70-28 win in Lexington, Va.)

... **RETURNED A PUNT FOR A TOUCHDOWN** was in 2009 when North Carolina's Da'Norris Searcy went 77 yards for a score in the Tar Heels' 40-6 win in Chapel Hill, N.C.

... **RETURNED A BLOCKED FIELD GOAL FOR A TOUCHDOWN** was in 2008 when Chattanooga's J.D. Dothard scored on a 64-yard blocked field goal return in The Citadel's 24-21 homecoming victory.

... **SCORED A DEFENSIVE PAT** was in 2003 when VMI's Robert Mason recovered a blocked kick and returned it 97 yards for two points in the Bulldogs' 27-23 victory over the Keydets.

... **SCORED A SAFETY** was in 2009 when The Citadel's Bart Blanchard was tackled in the end zone, fumbled and the ball was recovered by Lincoln Kling in the end zone during the second quarter of the Bulldogs' 43-17 loss against Wofford in Charleston.

... **RECOVERED A FUMBLE AND RETURNED IT FOR A TOUCHDOWN** was in 2006 when Corely Lynch of Appalachian State picked up a loose ball and went 25 yards for a score in the Mountaineers' 42-13 win in Boone, N.C.

... **RECOVERED A FUMBLE IN THE END ZONE FOR A TOUCHDOWN** was in 1993 against Air Force when Kelvin King fell on a loose ball in the end zone during the 35-0 Falcon victory in Colorado Springs, Colo.

... **SHUT OUT THE CITADEL** was in 2003 when Maryland blanked the Bulldogs 61-0 in College Park, Md.

... **GAINED 300 YARDS RUSHING** was in 2009 when Wofford rushed for 320 yards in the Terriers' 43-17 victory in Charleston.

... **GAINED 400 YARDS RUSHING** was in 2004 when #11 Wofford rushed for 476 yards in the 38-17 Terrier win in Spartanburg.

... **HAD A RUNNING BACK RUSH FOR 100 YARDS** was in 2009 when Elon's Jamal Shuman recorded 167 yards rushing on 25 carries in a 43-7 Phoenix victory in Elon, N.C.

... **HAD TWO RUNNING BACKS RUSH FOR 100 YARDS** was in 2008 when Florida's Chris Rainey and Emmanuel Moody both surpassed the century mark. Rainey totaled 142 yards on the ground, while Moody rushed for 116 yards in the 70-19 Gator victory in Gainesville.

... **HAD A RUNNING BACK RUSH FOR 200 YARDS** was in 2000 when Furman's Louis Ivory picked up 214 yards in the Paladins' 33-7 win over the Bulldogs in Greenville.

... **PASSED FOR 300-YARDS** was in 2009 when Chattanooga's B.J. Coleman completed 39-of-61 passes for 356 yards in the Mocs' 31-28 win over the Bulldogs at Finley Stadium.

... **PASSED FOR 400 YARDS** was in 2005 when Florida State threw for 485 yards at Doak Campbell Stadium in Tallahassee, Fla.

... **HAD A PLAYER RECEIVE 100-PLUS YARDS** was in 2009 when Chattanooga's Blue Cooper racked up 139 yards in 14 catches in the 31-28 win at Finley Stadium.

... **HAD MORE THAN ONE PLAYER POST 100-YARDS RECEIVING** was in 2005 when Florida State had three receivers (Chris Davis, De'Cody Fagg and Greg Carr) each received 100+ yards in Tallahassee, Fla.

... **HELD THE CITADEL TO LESS THAN 100 YARDS RUSHING** was in 2009 when Western Carolina limited the Bulldogs to 91 yards on the ground in the 14-10 Catamount victory in Cullowhee, N.C.



**Darren Goldwater**  
**Voice of the Bulldogs**

The Citadel Sports Network, in conjunction with Kirkman Broadcasting, this year celebrates its 25th year broadcasting Bulldogs Football on the radio. The Citadel Sports Network's flagship station is ESPN Radio 910 The Team and the games are distributed statewide from The Team's studio's in Charleston.

Darren Goldwater enters his second year as the Director of Broadcasting and the "Voice of the Bulldogs" football, basketball and baseball teams. Goldwater, a 2002 graduate of Penn State, spent the previous five years as the Bulldogs Baseball play by play announcer and as the producer/co-host of Charleston's longest running sports-talk show, Bobby Hartin's Fan Talk. During that time, he also called the weekly ESPN Radio High School Game of the Week as well as select television broadcasts, including the 2007 Shrine Bowl on CSS.

During the week, Goldwater can be seen hosting "The Kevin Higgins Show." He also hosts "The Kevin Higgins Radio Show" on ESPN Radio 910 The Team and "Ed Conroy and Friends" on Fox Sports Radio 1450. Goldwater is married to Summerville-native Ryan Nelson, host of Lowcountry Live on ABC News 4.

Walt Nadzak, a Citadel Athletic Hall of Famer, enters his second year as the football color analyst. Nadzak earned his spot amongst other Bulldog greats by overseeing tremendous growth in the athletic department as the Director of Athletics from 1985-2000. Under Nadzak, the football team won the Southern Conference in 1992 and finished in a tie for the number one spot in the national polls. Baseball advanced to the 1990 College World Series, to this day remaining the only Southern Conference team to ever advance to the CWS. Nadzak also laid the foundation for the Altman Athletic Center and what has become the new Johnson Hagood Stadium.

Nadzak is a graduate of Denison University and a member of the Denison Sports Hall of Fame. He also patrolled the sidelines as Head Football Coach at Juniata College and later, the University of Connecticut from 1977-'82, leading the Huskies to a share of a Conference Title in 1982.

Wally Momeier, Citadel class of 1971, returns as the executive engineer of The Citadel Sports Network. Momeier is also the Chief Operator for WTMZ, WQSC, WQNT and WJKB radio in Charleston.

The Bulldogs Broadcast Partner Stadium Show begins two hours before kickoff of each game on our 12-station statewide network that includes affiliates in Greenville, Columbia, Myrtle Beach, Greenville and Florence. The show includes player and coaches interviews as well as up to the minute scores from games around the country.



**2009 Network Affiliates**

City	Station	Frequency
Charleston	WTMZ	910 AM
Charleston	WJKB	950 AM
Greenville	WLFJ	660 AM
Columbia	WQXL	1440 AM
Columbia	WQXL	95.9 FM
Florence	WOLH	1230 AM
Florence	WOLH	98.9 FM
Lake City	WHYM	1260 AM
Sumter	WDXY	1240 AM
Sumter	WDXY	105.9 FM
Georgetown	WXJY	93.7 FM
Myrtle Beach	WIQB	1050 AM

**MEDIA INFORMATION**



**Director of Athletics Media Relations**  
**Football Contact**  
**Noelle Orr Blaney**

Office: (843) 953-5353  
Cell: (843) 708-0044  
Fax: (843) 953-6727  
Email: Noelle.Orr@citadel.edu  
Press Box: (843) 953-9957/9968

**Associate Director**  
Jon Cole

**Video/Multi-media Coordinator**  
Cyril Samonte

**Assistant Director**  
Ben Waring

**Website:**  
www.CitadelSports.com

**Media Relations Assistants**  
Ashley Keyes  
Montesia Deas

**Mailing Address:**  
The Citadel Media Relations  
171 Moultrie Street  
Charleston, SC 29409-6150

**Media Luncheons**

The Citadel Athletics Department will host a football media luncheon featuring Head Coach Kevin Higgins every Monday prior to a game at 11:30 a.m. The luncheons will begin on Monday, Aug. 31st and run through Nov. 16. There will not be a luncheon on Monday, Sept. 7. All luncheons are held at the Altman Athletic Center in the South end zone and are catered by Tommy Condon's located in the historic Market Area.

**Weekly Interview Policy (in-season):** The Citadel Athletics Media Relations office welcomes interviews during the week and will do anything it can to assist. Every Wednesday afternoon at 12:15, all players will be available for interviews in Coward Hall on The Citadel's campus. Please notify The Citadel Athletics Media Relations Director, Noelle Orr Blaney, at least two days in advance of the players whom you wish to interview. Interviews with coaches and staff must be arranged through The Citadel Athletics Media Relations office and will be in accordance with the best time available for the reporter and coach/player. Player interviews are not permitted after Thursday's practice of game week.

**SoCon Weekly Teleconference**

The weekly Southern Conference football coaches teleconference began on Tuesday, Sept. 1 at 10 a.m. EDT. Each Tuesday morning throughout the season, the league's nine head football coaches will field questions from media members regarding upcoming opponents and previous games. The teleconference will continue throughout the FCS postseason, as needed.

To listen live and participate in the teleconference, dial 212-812-4494 and press 3043 3397 to enter. In addition to calling, media can go to <https://sports-systems.spiderphone.com/30433397> to register in the call. Please do not distribute this information to the public. Each teleconference will be recorded and archived on the Southern Conference's website, [www.SoConSports.com](http://www.SoConSports.com), within 24 hours of the call.

**SoCon Football Coaches Teleconference**

Time (EDT)	Weekly Schedule
10:00-10:07	Coach, School
10:07-10:14	Jerry Moore, Appalachian State
10:14-10:21	Kevin Higgins, The Citadel
10:21-10:28	Pete Lembo, Elon
10:28-10:35	Bobby Lamb, Furman
10:35-10:42	Chris Hatcher, Georgia Southern
10:42-10:49	Pat Sullivan, Samford
10:49-10:56	Russ Huesman, Chattanooga
10:56-11:03	Dennis Wagner, Western Carolina
	Mike Ayers, Wofford

**The Automated ScoreBook**  
**The Citadel Overall Team Statistics (as of Nov 15, 2009)**  
**All games**

<b>Team Statistics</b>	<b>CIT</b>	<b>OPP</b>
SCORING	245	273
Points Per Game	24.5	27.3
FIRST DOWNS	170	215
Rushing	86	94
Passing	76	109
Penalty	8	12
RUSHING YARDAGE	1277	1605
Yards gained rushing	1542	1792
Yards lost rushing	265	187
Rushing Attempts	338	355
Average Per Rush	3.8	4.5
Average Per Game	127.7	160.5
TDs Rushing	11	15
PASSING YARDAGE	1768	2281
Comp-Att-Int	182-303-9	219-356-11
Average Per Pass	5.8	6.4
Average Per Catch	9.7	10.4
Average Per Game	176.8	228.1
TDs Passing	19	16
TOTAL OFFENSE	3045	3886
Total Plays	641	711
Average Per Play	4.8	5.5
Average Per Game	304.5	388.6
KICK RETURNS: #-Yards	47-1017	42-746
PUNT RETURNS: #-Yards	14-212	24-341
INT RETURNS: #-Yards	11-341	9-36
KICK RETURN AVERAGE	21.6	17.8
PUNT RETURN AVERAGE	15.1	14.2
INT RETURN AVERAGE	31.0	4.0
FUMBLES-LOST	19-7	9-6
PENALTIES-Yards	48-429	47-404
Average Per Game	42.9	40.4
PUNTS-Yards	47-1832	36-1319
Average Per Punt	39.0	36.6
Net punt average	30.9	26.9
TIME OF POSSESSION/Game	30:14	29:46
3RD-DOWN Conversions	52/135	71/147
3rd-Down Pct	39%	48%
4TH-DOWN Conversions	8/16	9/18
4th-Down Pct	50%	50%
SACKS BY-Yards	12-60	22-142
MISC YARDS	5	4
TOUCHDOWNS SCORED	32	33
FIELD GOALS-ATTEMPTS	8-14	14-19
ON-SIDE KICKS	1-2	1-1
RED-ZONE SCORES	27-33 82%	33-42 79%
RED-ZONE TOUCHDOWNS	23-33 70%	22-42 52%
PAT-ATTEMPTS	29-31 94%	29-31 94%
ATTENDANCE	65147	90270
Games/Avg Per Game	5/13029	5/18054
Neutral Site Games		0/0

<b>Score by Quarters</b>	<b>1st</b>	<b>2nd</b>	<b>3rd</b>	<b>4th</b>	<b>oT</b>	<b>Total</b>
The Citadel	54	54	34	103	0	245
Opponents	58	68	65	79	3	273

**The Automated ScoreBook**  
**The Citadel Overall Individual Statistics (as of Nov 15, 2009)**  
**All games**

Rushing	gp	att	gain	loss	net	avg	td	lg	avg/g
Miguel Starks	10	89	457	66	391	4.4	5	31	39.1
Van Dyke Jones	9	76	408	19	389	5.1	2	69	43.2
Terrell Dallas	9	89	362	15	347	3.9	3	17	38.6
Andre Roberts	10	11	76	11	65	5.9	0	19	6.5
R. Biakabutuka	4	9	36	1	35	3.9	0	11	8.8
Tommy Edwards	5	16	53	28	25	1.6	1	11	5.0
Bart Blanchard	8	37	126	103	23	0.6	0	21	2.9
Luke Caldwell	9	1	9	0	9	9.0	0	9	1.0
Greg Adams	7	2	9	0	9	4.5	0	6	1.3
Lemuel Kennedy	5	2	3	1	2	1.0	0	3	0.4
Ryan Keiper	10	2	3	1	2	1.0	0	3	0.2
Team	4	2	0	5	-5	-2.5	0	0	-1.2
Cass Couey	10	1	0	7	-7	-7.0	0	2	-0.7
John Synovec	9	1	0	8	-8	-8.0	0	0	-0.9
Total	10	338	1542	265	1277	3.8	11	69	127.7
Opponents	10	355	1792	187	1605	4.5	15	49	160.5

Passing	gp	effic	comp-att-int	pct	yds	td	lg	avg/g
Bart Blanchard	8	124.27	106-172-7	61.6	978	12	41	122.2
Miguel Starks	10	120.08	42-67-1	62.7	403	2	35	40.3
Tommy Edwards	5	131.67	33-60-1	55.0	375	5	55	75.0
Team	4	0.00	0-3-0	0.0	0	0	0	0.0
Luke Caldwell	9	200.80	1-1-0	100.0	12	0	12	1.3
Total	10	123.83	182-303-9	60.1	1768	19	55	176.8
Opponents	10	123.99	219-356-11	61.5	2281	16	74	228.1

Receiving	gp	no.	yds	avg	td	lg	avg/g
Andre Roberts	10	72	711	9.9	7	40	71.1
Scott Harward	10	32	327	10.2	1	41	32.7
Van Dyke Jones	9	16	160	10.0	1	55	17.8
Alex Sellars	10	14	142	10.1	6	25	14.2
Kevin Hardy	10	13	116	8.9	1	25	11.6
Terrell Dallas	9	12	70	5.8	0	15	7.8
Cam Turner	8	4	56	14.0	1	19	7.0
Luke Caldwell	9	4	47	11.8	1	29	5.2
Ryan Keiper	10	3	27	9.0	0	12	2.7
Lemuel Kennedy	5	3	16	5.3	0	10	3.2
B J. Phillips	9	2	29	14.5	1	18	3.2
C. Robertson	4	2	12	6.0	0	6	3.0
Greg Adams	7	1	22	22.0	0	22	3.1
Travis Ruff	8	1	15	15.0	0	15	1.9
Bart Blanchard	8	1	12	12.0	0	12	1.5
R. Biakabutuka	4	1	4	4.0	0	4	1.0
Miguel Starks	10	1	2	2.0	0	2	0.2
Total	10	182	1768	9.7	19	55	176.8
Opponents	10	219	2281	10.4	16	74	228.1

Punt Returns	no.	yds	avg	td	lg
Andre Roberts	13	208	16.0	0	41
Milford Scott	1	4	4.0	0	0
Total	14	212	15.1	0	41
Opponents	24	341	14.2	1	77

Interceptions	no.	yds	avg	td	lg
Cortez Allen	3	112	37.3	1	82
Joseph Boateng	3	32	10.7	0	18
J. Glaspie	1	86	86.0	0	86
Keith Gamble	1	89	89.0	1	89
Erik Clanton	1	0	0.0	0	0
Jeremy Buncum	1	4	4.0	0	4
C. Billingslea	1	18	18.0	0	18
Total	11	341	31.0	2	89
Opponents	9	36	4.0	1	14

Kick Returns	no.	yds	avg	td	lg
Kevin Hardy	26	564	21.7	0	58
Keith Gamble	8	233	29.1	0	46
Tyler Starnes	6	102	17.0	0	25
Luke Caldwell	5	83	16.6	0	30
B J. Phillips	1	18	18.0	0	18
D. Jackson	1	17	17.0	0	17
Total	47	1017	21.6	0	58
Opponents	42	746	17.8	0	40

Fumble Returns	no.	yds	avg	td	lg
Jordon Gilmore	1	13	13.0	0	13
DeAndre Smith	1	5	5.0	0	5
Total	2	18	9.0	0	13
Opponents	0	0	0.0	0	0

**The Automated ScoreBook**  
**The Citadel Overall Individual Statistics (as of Nov 15, 2009)**  
**All games**

Scoring	td	fg	PAT				dpx	saf	pts
			kick	rush	rcv	pass			
Sam Keeler	-	8-14	29-31	-	-	-	-	-	53
Andre Roberts	7	-	-	-	-	-	-	-	42
Alex Sellars	6	-	-	-	-	-	-	-	36
Miguel Starks	5	-	-	-	-	-	-	-	30
Terrell Dallas	3	-	-	-	-	-	-	-	18
Van Dyke Jones	3	-	-	-	-	-	-	-	18
Luke Caldwell	1	-	-	-	-	-	-	-	6
Cam Turner	1	-	-	-	-	-	-	-	6
B J. Phillips	1	-	-	-	-	-	-	-	6
Tommy Edwards	1	-	-	-	-	-	-	-	6
Scott Harward	1	-	-	-	-	-	-	-	6
Cortez Allen	1	-	-	-	-	-	-	-	6
Keith Gamble	1	-	-	-	-	-	-	-	6
Kevin Hardy	1	-	-	-	-	-	-	-	6
Bart Blanchard	-	-	-	-	-	0-1	-	-	0
Total	32	8-14	29-31	-	-	0-1	-	-	245
Opponents	33	14-19	29-31	-	1	1-2	-	1	273

Total Offense	g	plays	rush	pass	total	avg/g
Bart Blanchard	8	209	23	978	1001	125.1
Miguel Starks	10	156	391	403	794	79.4
Tommy Edwards	5	76	25	375	400	80.0
Van Dyke Jones	9	76	389	0	389	43.2
Terrell Dallas	9	89	347	0	347	38.6
Andre Roberts	10	11	65	0	65	6.5
R. Biakabutuka	4	9	35	0	35	8.8
Luke Caldwell	9	2	9	12	21	2.3
Greg Adams	7	2	9	0	9	1.3
Lemuel Kennedy	5	2	2	0	2	0.4
Ryan Keiper	10	2	2	0	2	0.2
Team	4	5	-5	0	-5	-1.2
Cass Couey	10	1	-7	0	-7	-0.7
John Synovec	9	1	-8	0	-8	-0.9
Total	10	641	1277	1768	3045	304.5
Opponents	10	711	1605	2281	3886	388.6

Field Goals	fg	pct.	01-19	20-29	30-39	40-49	50-99	lg	blk
Sam Keeler	8-14	57.1	0-0	3-3	1-3	3-5	1-3	50	1

FG Sequence	The Citadel	Opponents
North Carolina	(42),(28)	(22),(40)
Princeton	(40)	31,32
Presbyterian College	-	42
Appalachian State	(50),(45),53,37	25,(44),(30),(29)
Elon	-	(24),(27),(43),26
Western Carolina	(32),44,43	-
Furman	(25)	-
Samford	53	(24)
Wofford	(25)	(39),(32)
Chattanooga	37	(30),(35),(33)

Punting	no.	yds	avg	lg	tb	fc	i20	50+	blk
Cass Couey	45	1784	39.6	55	2	5	8	6	0
Sam Keeler	2	48	24.0	28	0	0	2	0	0
Total	47	1832	39.0	55	2	5	10	6	0
Opponents	36	1319	36.6	56	7	4	8	5	2

Kickoffs	no.	yds	avg	tb	ob	retn	net	ydln
Jordan Panter	39	2188	56.1	1	4			
Ryan Sellers	9	525	58.3	0	0			
Cass Couey	1	57	57.0	0	0			
Total	49	2770	56.5	1	4	17.8	40.9	29
Opponents	54	3190	59.1	2	2	21.6	39.5	30

Numbers in (parentheses) indicate field goal was made.

**The Automated ScoreBook**  
**The Citadel Overall Individual Statistics (as of Nov 15, 2009)**  
**All games**

All Purpose	g	rush	rcv	pr	kr	ir	total	avg/g
Andre Roberts	10	65	711	208	0	0	984	98.4
Kevin Hardy	10	0	116	0	564	0	680	68.0
Van Dyke Jones	9	389	160	0	0	0	549	61.0
Terrell Dallas	9	347	70	0	0	0	417	46.3
Miguel Starks	10	391	2	0	0	0	393	39.3
Scott Harward	10	0	327	0	0	0	327	32.7
Keith Gamble	10	0	0	0	233	89	322	32.2
Alex Sellars	10	0	142	0	0	0	142	14.2
Luke Caldwell	9	9	47	0	83	0	139	15.4
Cortez Allen	10	0	0	0	0	112	112	11.2
Tyler Starnes	10	0	0	0	102	0	102	10.2
J. Glaspie	9	0	0	0	0	86	86	9.6
Cam Turner	8	0	56	0	0	0	56	7.0
B J. Phillips	9	0	29	0	18	0	47	5.2
R. Biakabutuka	4	35	4	0	0	0	39	9.8
Bart Blanchard	8	23	12	0	0	0	35	4.4
Joseph Boateng	10	0	0	0	0	32	32	3.2
Greg Adams	7	9	22	0	0	0	31	4.4
Ryan Keiper	10	2	27	0	0	0	29	2.9
Tommy Edwards	5	25	0	0	0	0	25	5.0
C. Billingslea	10	0	0	0	0	18	18	1.8
Lemuel Kennedy	5	2	16	0	0	0	18	3.6
D. Jackson	10	0	0	0	17	0	17	1.7
Travis Ruff	8	0	15	0	0	0	15	1.9
C. Robertson	4	0	12	0	0	0	12	3.0
Milford Scott	5	0	0	4	0	0	4	0.8
Jeremy Buncum	10	0	0	0	0	4	4	0.4
Team	4	-5	0	0	0	0	-5	-1.2
Cass Couey	10	-7	0	0	0	0	-7	-0.7
John Synovec	9	-8	0	0	0	0	-8	-0.9
Total	10	1277	1768	212	1017	341	4615	461.5
Opponents	10	1605	2281	341	746	36	5009	500.9

The Automated ScoreBook  
The Citadel Overall Defensive Statistics (as of Nov 15, 2009)  
All games

##	Defensive Leaders	gp	Tackles				tfl/yds	Sacks no-yds	Pass defense			Fumbles		blkd	
			ua	a	tot				int-yds	brup	qbh	rcv-yds	ff	kick	saf
30	Jordon Gilmore	10	44	44	88	2.0-5	1.0-4	.	2	.	1-13	1	.	.	
13	Cortez Allen	10	34	21	55	.	.	3-112	5	.	1-0	.	.	.	
12	Tolu Akindele	10	24	24	48	1.0-2	.	.	.	.	.	.	.	.	
11	Rod Harland	10	29	19	48	3.5-6	.	.	.	1	.	.	.	.	
31	Jeremy Buncum	10	29	18	47	2.0-8	1.0-7	1-4	1	.	.	.	.	.	
1	D. Jackson	10	19	26	45	1.5-2	.	.	3	.	.	.	1	.	
98	Kyle Anderson	10	22	22	44	9.0-38	3.0-22	.	.	1	.	1	1	.	
96	Dewitt Jones	10	21	23	44	5.5-12	2.5-7	.	4	2	1-0	.	.	.	
99	Terrence Reese	10	23	15	38	8.5-28	3.0-15	.	.	.	.	.	.	.	
20	Joseph Boateng	10	23	14	37	3.0-12	.	3-32	2	.	.	.	.	.	
2	Ryan Jones	10	21	12	33	0.5-1	.	.	2	.	.	.	.	.	
3	Dem. Smith	10	15	13	28	1.0-3	.	.	2	.	.	.	.	.	
77	C. Billingslea	10	13	12	25	2.5-7	1.0-4	1-18	1	3	.	.	.	.	
10	Biron Nabritt	10	12	10	22	.	.	.	.	.	.	.	.	.	
95	Erik Clanton	10	9	10	19	2.0-20	0.5-1	1-0	1	.	.	.	.	.	
57	J. Glaspie	9	8	10	18	.	.	1-86	.	.	.	.	.	.	
9	John Synovec	9	6	11	17	0.5-7	.	.	.	.	.	.	.	.	
69	Quintin Turner	10	9	8	17	3.0-4	.	.	.	.	.	.	.	.	
97	Demarrio Sims	9	8	6	14	.	.	.	.	.	1-0	.	.	.	
24	DeAndre Smith	7	8	3	11	.	.	.	.	.	1-5	1	.	.	
7	Keith Gamble	10	5	2	7	.	.	1-89	.	.	.	.	.	.	
46	Patrick Connor	9	2	5	7	.	.	.	.	.	.	.	.	.	
53	Bobby Jarvis	8	3	3	6	.	.	.	.	.	.	.	.	.	
38	Ryan Keiper	10	2	.	2	.	.	.	.	.	.	.	.	.	
18	Tyler Starnes	10	.	2	2	.	.	.	.	.	1-0	.	.	.	
82	Milford Scott	5	.	2	2	0.5-6	.	.	.	.	.	.	2	.	
17	Miguel Starks	10	.	2	2	.	.	.	.	.	.	.	.	.	
19	Bart Blanchard	8	1	1	2	.	.	.	.	.	.	.	.	.	
81	Travis Ruff	8	.	2	2	.	.	.	.	.	.	.	.	.	
26	Preston Bailey	3	.	1	1	.	.	.	.	1	.	.	.	.	
3B	Davis Boyle	7	1	.	1	.	.	.	.	.	.	1	.	.	
44	Noah Hughes	7	.	1	1	.	.	.	.	.	.	.	.	.	
9B	Tommy Edwards	5	1	.	1	.	.	.	.	.	.	.	.	.	
79	Dan DeHaven	10	.	1	1	.	.	.	.	.	.	.	.	.	
49	Ryan Sellers	4	.	1	1	.	.	.	.	.	.	.	.	.	
86	Alex Sellars	10	.	1	1	.	.	.	.	.	.	.	.	.	
29	Scott Harward	10	.	1	1	.	.	.	.	.	.	.	.	.	
36	Cass Couey	10	1	.	1	.	.	.	.	.	.	.	.	.	
32	Van Dyke Jones	9	.	1	1	.	.	.	.	.	.	.	.	.	
16	Kevin Manning	1	1	.	1	.	.	.	.	.	.	.	.	.	
5	Andre Roberts	10	.	1	1	.	.	.	.	.	.	.	.	.	
42	Nelson Burch	1	.	.	.	.	.	.	1	.	.	.	.	.	
Total		10	394	348	742	46-161	12-60	11-341	24	8	6-18	4	4	.	
Opponents		10	368	314	682	66-261	22-142	9-36	35	18	7-0	10	1	1	

The Automated ScoreBook  
The Citadel Combined Team Statistics (as of Nov 15, 2009)  
All games

Date	Opponent	Score	Att.	Record:	Overall	Home	Away	Neutral
Sep 05, 2009	at #21 North Carolina	L 6-40	58500	All games	4-6	3-2	1-4	0-0
Sep 19, 2009	at Princeton	W 38-7	7885	Conference	2-5	2-2	0-3	0-0
Sep 26, 2009	PRESBYTERIAN COLLEGE	W 46-21	13034	Non-Conference	2-1	1-0	1-1	0-0
* Oct 03, 2009	#10 APPALACHIAN STATE	L 27-30	14238					
* Oct 10, 2009	at #10 Elon	L 7-43	7524	Team Statistics			CIT	OPP
* Oct 17, 2009	at Western Carolina	L 10-14	6821	FIRST DOWNS			170	215
* Oct 24, 2009	FURMAN	W 38-28	14403	Rushing			86	94
* Oct 31, 2009	SAMFORD	W 28-16	8317	Passing			76	109
* Nov 07, 2009	WOFFORD	L 17-43	15155	Penalty			8	12
* Nov 14, 2009	at Chattanooga	L 28-31	9540	RUSHING YARDAGE			1277	1605

Rushing	gp	att	gain	loss	net	avg	td	lg	avg/g
Miguel Starks	10	89	457	66	391	4.4	5	31	39.1
Van Dyke Jones	9	76	408	19	389	5.1	2	69	43.2
Terrell Dallas	9	89	362	15	347	3.9	3	17	38.6
Andre Roberts	10	11	76	11	65	5.9	0	19	6.5
R. Biakabutuka	4	9	36	1	35	3.9	0	11	8.8
Tommy Edwards	5	16	53	28	25	1.6	1	11	5.0
Bart Blanchard	8	37	126	103	23	0.6	0	21	2.9
Greg Adams	7	2	9	0	9	4.5	0	6	1.3
Luke Caldwell	9	1	9	0	9	9.0	0	9	1.0
Lemuel Kennedy	5	2	3	1	2	1.0	0	3	0.4
Ryan Keiper	10	2	3	1	2	1.0	0	3	0.2
Team	4	2	0	5	-5	-2.5	0	0	-1.2
Cass Couey	10	1	0	7	-7	-7.0	0	2	-0.7
John Synovec	9	1	0	8	-8	-8.0	0	0	-0.9
Total	10	338	1542	265	1277	3.8	11	69	127.7
Opponents	10	355	1792	187	1605	4.5	15	49	160.5

Passing	gp	effic	comp-att-int	pct	yds	td	lg	avg/g
Bart Blanchard	8	124.27	106-172-7	61.6	978	12	41	122.2
Miguel Starks	10	120.08	42-67-1	62.7	403	2	35	40.3
Tommy Edwards	5	131.67	33-60-1	55.0	375	5	55	75.0
Team	4	0.00	0-3-0	0.0	0	0	0	0.0
Luke Caldwell	9	200.80	1-1-0	100.0	12	0	12	1.3
Total	10	123.83	182-303-9	60.1	1768	19	55	176.8
Opponents	10	123.99	219-356-11	61.5	2281	16	74	228.1

Receiving	gp	no.	yds	avg	td	lg	avg/g
Andre Roberts	10	72	711	9.9	7	40	71.1
Scott Harward	10	32	327	10.2	1	41	32.7
Van Dyke Jones	9	16	160	10.0	1	55	17.8
Alex Sellars	10	14	142	10.1	6	25	14.2
Kevin Hardy	10	13	116	8.9	1	25	11.6
Terrell Dallas	9	12	70	5.8	0	15	7.8
Cam Turner	8	4	56	14.0	1	19	7.0
Luke Caldwell	9	4	47	11.8	1	29	5.2
Ryan Keiper	10	3	27	9.0	0	12	2.7
Lemuel Kennedy	5	3	16	5.3	0	10	3.2
B J. Phillips	9	2	29	14.5	1	18	3.2
C. Robertson	4	2	12	6.0	0	6	3.0
Greg Adams	7	1	22	22.0	0	22	3.1
Travis Ruff	8	1	15	15.0	0	15	1.9
Bart Blanchard	8	1	12	12.0	0	12	1.5
R. Biakabutuka	4	1	4	4.0	0	4	1.0
Miguel Starks	10	1	2	2.0	0	2	0.2
Total	10	182	1768	9.7	19	55	176.8
Opponents	10	219	2281	10.4	16	74	228.1

Field Goals	fg	pct.	01-19	20-29	30-39	40-49	50-99	lg	blk
Sam Keeler	8-14	57.1	0-0	3-3	1-3	3-5	1-3	50	1

Scoring	td	fg	PAT				dxp	saf	pts
			kick	rush	rcv	pass			
Sam Keeler	-	8-14	29-31	-	-	-	-	-	53
Andre Roberts	7	-	-	-	-	-	-	-	42
Alex Sellars	6	-	-	-	-	-	-	-	36
Miguel Starks	5	-	-	-	-	-	-	-	30
Terrell Dallas	3	-	-	-	-	-	-	-	18
Van Dyke Jones	3	-	-	-	-	-	-	-	18
Keith Gamble	1	-	-	-	-	-	-	-	6
B J. Phillips	1	-	-	-	-	-	-	-	6
Kevin Hardy	1	-	-	-	-	-	-	-	6
Cortez Allen	1	-	-	-	-	-	-	-	6
Luke Caldwell	1	-	-	-	-	-	-	-	6
Scott Harward	1	-	-	-	-	-	-	-	6
Tommy Edwards	1	-	-	-	-	-	-	-	6
Cam Turner	1	-	-	-	-	-	-	-	6

Team Statistics	CIT	OPP
FIRST DOWNS	170	215
Rushing	86	94
Passing	76	109
Penalty	8	12
RUSHING YARDAGE	1277	1605
Rushing Attempts	338	355
Average Per Rush	3.8	4.5
Average Per Game	127.7	160.5
TDs Rushing	11	15
PASSING YARDAGE	1768	2281
Comp-Att-Int	182-303-9	219-356-11
Average Per Pass	5.8	6.4
Average Per Catch	9.7	10.4
Average Per Game	176.8	228.1
TDs Passing	19	16
TOTAL OFFENSE	3045	3886
Average Per Play	4.8	5.5
Average Per Game	304.5	388.6
KICK RETURNS: #-Yards	47-1017	42-746
PUNT RETURNS: #-Yards	14-212	24-341
INT RETURNS: #-Yards	11-341	9-36
FUMBLES-LOST	19-7	9-6
PENALTIES-Yards	48-429	47-404
PUNTS-AVG	47-39.0	36-36.6
TIME OF POSSESSION/Game	30:14	29:46
3RD-DOWN Conversions	52/135	71/147
4TH-DOWN Conversions	8/16	9/18

Interceptions	no.	yds	avg	td	lg
Cortez Allen	3	112	37.3	1	82
Joseph Boateng	3	32	10.7	0	18
Keith Gamble	1	89	89.0	1	89
Erik Clanton	1	0	0.0	0	0
J. Glaspie	1	86	86.0	0	86
Jeremy Buncum	1	4	4.0	0	4
C. Billingslea	1	18	18.0	0	18

Punting	no.	yds	avg	lg	tb	fc	i20	50+	blk
Cass Couey	45	1784	39.6	55	2	5	8	6	0
Sam Keeler	2	48	24.0	28	0	0	2	0	0

Punt Returns	no.	yds	avg	td	lg
Andre Roberts	13	208	16.0	0	41
Milford Scott	1	4	4.0	0	0
Total	14	212	15.1	0	41
Opponents	24	341	14.2	1	77

Kick Returns	no.	yds	avg	td	lg
Kevin Hardy	26	564	21.7	0	58
Keith Gamble	8	233	29.1	0	46
Tyler Starnes	6	102	17.0	0	25
Luke Caldwell	5	83	16.6	0	30
D. Jackson	1	17	17.0	0	17
B J. Phillips	1	18	18.0	0	18
Total	47	1017	21.6	0	58
Opponents	42	746	17.8	0	40

All Purpose	g	rush	rcv	pr	kr	ir	total	avg/g
Andre Roberts	10	65	711	208	0	0	984	98.4
Kevin Hardy	10	0	116	0	564	0	680	68.0
Van Dyke Jones	9	389	160	0	0	0	549	61.0
Terrell Dallas	9	347	70	0	0	0	417	46.3
Miguel Starks	10	391	2	0	0	0	393	39.3
Total	10	1277	1768	212	1017	341	4615	461.5
Opponents	10	1605	2281	341	746	36	5009	500.9

Total Offense	g	plays	rush	pass	total	avg/g
Bart Blanchard	8	209	23	978	1001	125.1
Miguel Starks	10	156	391	403	794	79.4
Tommy Edwards	5	76	25	375	400	80.0
Van Dyke Jones	9	76	389	0	389	43.2
Terrell Dallas	9	89	347	0	347	38.6
Total	10	641	1277	1768	3045	304.5

The Automated ScoreBook  
The Citadel Game Results (as of Nov 15, 2009)  
All games

Date	Opponent	Score	Overall	Conference	Time	Attend
Sep 05, 2009	at #21 North Carolina	L 6-40	0-1	0-0	3:00	58500
Sep 19, 2009	at Princeton	W 38-7	1-1	0-0	2:48	7885
Sep 26, 2009	PRESBYTERIAN COLLEGE	W 46-21	2-1	0-0	2:55	13034
* Oct 03, 2009	#10 APPALACHIAN STATE	Lo 27-30	2-2	0-1	2:55	14238
* Oct 10, 2009	at #10 Elon	L 7-43	2-3	0-2	3:53	7524
* Oct 17, 2009	at Western Carolina	L 10-14	2-4	0-3	2:40	6821
* Oct 24, 2009	FURMAN	W 38-28	3-4	1-3	2:47	14403
* Oct 31, 2009	SAMFORD	W 28-16	4-4	2-3	2:55	8317
* Nov 07, 2009	WOFFORD	L 17-43	4-5	2-4	2:53	15155
* Nov 14, 2009	at Chattanooga	L 28-31	4-6	2-5	3:06	9540

The Automated ScoreBook  
The Citadel Team Game-by-Game (as of Nov 15, 2009)  
All games

TEAM STATISTICS

Date	Opponent	Rushing				Receiving				Passing				Kick Returns				Punt Returns				tot off
		no.	yds	td	lg	no.	yds	td	lg	cmp-att-int	yds	td	lg	no.	yds	td	lg	no.	yds	td	lg	
Sep 05	at North Carolina	20	30	0	14	22	123	0	25	22-39-3	123	0	25	8	179	0	34	0	0	0	0	153
Sep 19	at Princeton	40	173	4	17	17	208	1	41	17-28-0	208	1	41	2	42	0	26	2	37	0	23	381
Sep 26	PRESBYTERIAN COLLEGE	27	151	0	31	20	263	6	40	20-30-2	263	6	40	3	71	0	30	1	29	0	29	414
Oct 03	APPALACHIAN STATE	41	214	1	69	15	159	2	29	15-25-0	159	2	29	6	141	0	58	0	0	0	0	373
Oct 10	at Elon	19	18	0	14	14	102	1	15	14-27-2	102	1	15	6	106	0	26	1	0	0	0	120
Oct 17	at Western Carolina	37	91	0	18	21	165	1	27	21-32-0	165	1	27	3	36	0	19	2	10	0	6	256
Oct 24	FURMAN	49	296	4	40	14	183	1	35	14-19-0	183	1	35	4	72	0	25	0	0	0	0	479
Oct 31	SAMFORD	35	105	1	17	16	179	2	55	16-32-1	179	2	55	2	37	0	20	7	102	0	41	284
Nov 07	WOFFORD	29	102	0	14	22	172	2	22	22-33-1	172	2	22	8	218	0	46	0	0	0	0	274
Nov 14	at Chattanooga	41	97	1	13	21	214	3	29	21-38-0	214	3	29	5	115	0	27	1	34	0	34	311
The Citadel		338	1277	11	69	182	1768	19	55	182-303-9	1768	19	55	47	1017	0	58	14	212	0	41	3045
		355	1605	15	49	219	2281	16	74	219-356-11	2281	16	74	42	746	0	40	24	341	1	77	3886

Games played: 10  
 Avg per rush: 3.8  
 Avg per catch: 9.7  
 Pass efficiency: 123.83  
 Kick ret avg: 21.6  
 Punt ret avg: 15.1  
 All purpose avg/game: 461.5  
 Total offense avg/gm: 304.5

Date	Opponent	Tackles				Sacks	Fumble		Pass Defense			Blkd	PAT Attempts				pts		
		ua	a	total	tfl-yds		no-yds	ff	fr-yds	int-yds	qbh		brup	kick	kick	rush		rcv	saf
Sep 05	at North Carolina	44	14	58	2.0-11	1.0-3	0	2-5	2-20	1	1	0	0-0	0	0	0	0	0	6
Sep 19	at Princeton	32	50	82	2.0-6	0.0-0	0	0-0	2-90	0	3	1	5-5	0	0	0	0	38	
Sep 26	PRESBYTERIAN COLLEGE	48	32	80	7.0-20	2.0-11	2	1-0	2-89	0	4	0	4-6	0	0	0	0	46	
Oct 03	APPALACHIAN STATE	36	50	86	4.0-24	0.0-0	0	0-0	0-0	0	2	0	3-3	0	0	0	0	27	
Oct 10	at Elon	50	44	94	2.0-9	1.0-6	0	1-13	0-0	3	3	1	1-1	0	0	0	0	7	
Oct 17	at Western Carolina	32	32	64	7.0-31	2.0-13	0	1-0	0-0	0	2	1	1-1	0	0	0	0	10	
Oct 24	FURMAN	35	24	59	4.0-8	1.0-3	1	0-0	2-12	2	2	0	5-5	0	0	0	0	38	
Oct 31	SAMFORD	38	42	80	11.0-41	4.0-22	1	0-0	2-112	1	3	1	4-4	0	0	0	0	28	
Nov 07	WOFFORD	37	38	75	3.0-5	1.0-2	0	1-0	0-0	0	0	0	2-2	0	0	0	0	17	
Nov 14	at Chattanooga	42	22	64	4.0-6	0.0-0	0	0-0	1-18	1	4	0	4-4	0	0	0	0	28	
The Citadel		394	348	742	46.0-161	12.0-60	4	6-18	11-341	8	24	4	29-31	0	0	0	0	245	
		368	314	682	66.0-261	21.0-131	10	7-0	9-36	18	35	1	29-31	0	1	1	1	273	

Date	Opponent	Punting										Field Goals			Kickoffs				
		no.	yds	avg	long	blkd	tb	fc	50+	i20	md-att	long	blkd	no.	yds	avg	tb	ob	
Sep 05	at North Carolina	9	357	39.7	55	0	0	0	1	2	2-2	42	0	2	114	57.0	0	0	
Sep 19	at Princeton	3	94	31.3	33	0	0	0	0	0	1-1	40	0	7	424	60.6	0	1	
Sep 26	PRESBYTERIAN COLLEGE	3	126	42.0	45	0	0	0	0	1	0-0	0	0	8	453	56.6	0	0	
Oct 03	APPALACHIAN STATE	4	166	41.5	47	0	0	1	0	1	2-4	50	1	6	362	60.3	1	1	
Oct 10	at Elon	8	331	41.4	52	0	0	0	3	2	0-0	0	0	2	119	59.5	0	0	
Oct 17	at Western Carolina	4	162	40.5	55	0	1	1	1	1	1-3	32	0	3	149	49.7	0	0	
Oct 24	FURMAN	1	44	44.0	44	0	1	0	0	0	1-1	25	0	6	363	60.5	0	0	
Oct 31	SAMFORD	9	331	36.8	50	0	0	3	1	2	0-1	0	0	5	251	50.2	0	0	
Nov 07	WOFFORD	3	114	38.0	41	0	0	0	0	1	1-1	25	0	5	235	47.0	0	2	
Nov 14	at Chattanooga	3	107	35.7	39	0	0	0	0	0	0-1	0	0	5	300	60.0	0	0	
The Citadel		47	1832	39.0	55	0	2	5	6	10	8-14	50	1	49	2770	56.5	1	4	
		36	1319	36.6	56	2	7	4	5	8	14-19	44	1	54	3190	59.1	2	2	

The Automated ScoreBook  
The Citadel Opponent Game-by-Game (as of Nov 15, 2009)  
All games

OPPONENT STATISTICS

Date	Opponent	Rushing				Receiving				Passing				Kick Returns				Punt Returns				tot off
		no.	yds	td	lg	no.	yds	td	lg	cmp-att-int	yds	td	lg	no.	yds	td	lg	no.	yds	td	lg	
Sep 05	at North Carolina	44	261	2	20	9	114	2	25	9-22-2	114	2	25	2	36	0	24	7	141	1	77	375
Sep 19	at Princeton	28	128	0	19	27	219	1	32	27-46-2	219	1	32	6	103	0	25	2	2	0	2	347
Sep 26	PRESBYTERIAN COLLEGE	43	204	2	40	19	190	1	24	19-36-2	190	1	24	8	149	0	40	1	3	0	3	394
Oct 03	APPALACHIAN STATE	41	151	2	20	22	327	1	74	22-29-0	327	1	74	3	74	0	29	2	9	0	9	478
Oct 10	at Elon	51	267	2	30	22	276	2	55	22-38-0	276	2	55	2	23	0	24	5	47	0	28	543
Oct 17	at Western Carolina	35	93	2	26	15	166	0	39	15-22-0	166	0	39	3	41	0	21	0	0	0	0	259
Oct 24	FURMAN	20	129	0	40	28	279	4	29	28-44-2	279	4	29	6	101	0	26	0	0	0	0	408
Oct 31	SAMFORD	27	35	1	13	29	224	1	20	29-46-2	224	1	20	4	66	0	22	3	50	0	36	259
Nov 07	WOFFORD	54	320	4	49	9	130	1	28	9-12-0	130	1	28	3	79	0	37	1	7	0	7	450
Nov 14	at Chattanooga	12	17	0	14	39	356	3	29	39-61-1	356	3	29	5	74	0	18	3	82	0	53	373
Opponents		355	1605	15	49	219	2281	16	74	219-356-11	2281	16	74	42	746	0	40	24	341	1	77	3886
		338	1277	11	69	182	1768	19	55	182-303-9	1768	19	55	47	1017	0	58	14	212	0	41	3045

Games played: 10  
Avg per rush: 4.5  
Avg per catch: 10.4  
Pass efficiency: 123.99  
Kick ret avg: 17.8  
Punt ret avg: 14.2  
All purpose avg/game: 500.9  
Total offense avg/gm: 388.6

Date	Opponent	Tackles				Sacks no-yds	Fumble		Pass Defense			Blkd kick	PAT Attempts				pts	
		ua	a	total	tfl-yds		ff	fr-yds	int-yds	qbh	brup		kick	rush	rcv	saf		
Sep 05	at North Carolina	46	12	58	10.0-32	2.0-14	1	1-0	3-0	5	3	0	4-5	0	0	0	0	40
Sep 19	at Princeton	35	42	77	4.0-16	1.0-10	0	0-0	0-0	0	4	0	1-1	0	0	0	0	7
Sep 26	PRESBYTERIAN COLLEGE	30	24	54	3.0-18	1.0-12	1	0-0	2-0	1	3	0	3-3	0	0	0	0	21
Oct 03	APPALACHIAN STATE	34	38	72	8.0-40	4.0-22	1	0-0	0-0	0	2	1	3-3	0	0	0	0	30
Oct 10	at Elon	26	22	48	6.0-23	4.0-21	0	1-0	2-14	4	3	0	4-5	0	0	0	0	43
Oct 17	at Western Carolina	41	38	79	12.0-54	3.0-11	1	0-0	0-0	2	3	0	2-2	0	0	0	0	14
Oct 24	FURMAN	38	42	80	1.0-4	0.0-0	3	2-0	0-0	2	0	0	4-4	0	0	0	0	28
Oct 31	SAMFORD	31	42	73	6.0-13	0.0-0	1	1-0	1-11	3	4	0	1-1	0	0	0	0	16
Nov 07	WOFFORD	35	36	71	4.0-20	3.0-19	2	2-0	1-11	0	2	0	5-5	0	0	1	1	43
Nov 14	at Chattanooga	52	18	70	12.0-41	4.0-22	0	0-0	0-0	1	11	0	2-2	0	1	0	0	31
Opponents		368	314	682	66.0-261	21.0-131	10	7-0	9-36	18	35	1	29-31	0	1	1	1	273
		394	348	742	46.0-161	12.0-60	4	6-18	11-341	8	24	4	29-31	0	0	0	0	245

Date	Opponent	Punting										Field Goals			Kickoffs				
		no.	yds	avg	long	blkd	tb	fc	50+	i20	md-att	long	blkd	no.	yds	avg	tb	ob	
Sep 05	at North Carolina	3	123	41.0	52	0	1	1	1	0	2-2	40	0	8	505	63.1	0	0	
Sep 19	at Princeton	3	142	47.3	56	0	0	0	2	1	0-2	0	1	2	127	63.5	0	0	
Sep 26	PRESBYTERIAN COLLEGE	3	88	29.3	43	0	0	0	0	1	0-1	0	0	4	218	54.5	0	0	
Oct 03	APPALACHIAN STATE	2	81	40.5	47	0	1	0	0	0	3-4	44	0	6	376	62.7	0	0	
Oct 10	at Elon	2	93	46.5	47	0	0	1	0	1	3-4	43	0	9	490	54.4	0	2	
Oct 17	at Western Carolina	5	108	21.6	42	1	2	0	0	0	0-0	0	0	3	184	61.3	0	0	
Oct 24	FURMAN	2	56	28.0	35	0	0	1	0	1	0-0	0	0	5	264	52.8	0	0	
Oct 31	SAMFORD	11	418	38.0	54	1	1	0	1	3	1-1	24	0	4	219	54.8	2	0	
Nov 07	WOFFORD	2	75	37.5	49	0	0	1	0	1	2-2	39	0	8	482	60.2	0	0	
Nov 14	at Chattanooga	3	135	45.0	50	0	2	0	1	0	3-3	35	0	5	325	65.0	0	0	
Opponents		36	1319	36.6	56	2	7	4	5	8	14-19	44	1	54	3190	59.1	2	2	
		47	1832	39.0	55	0	2	5	6	10	8-14	50	1	49	2770	56.5	1	4	

The Automated ScoreBook  
The Citadel Game Superlatives (as of Nov 15, 2009)  
All games

INDIVIDUAL GAME HIGHS

Rushes	23	Miguel Starks vs Furman (Oct 24, 2009)
Yards Rushing	144	Miguel Starks vs Furman (Oct 24, 2009)
TD Rushes	4	Miguel Starks vs Furman (Oct 24, 2009)
Long Rush	69	Van Dyke Jones vs Appalachian State (Oct 03, 2009)
Pass attempts	37	Bart Blanchard at North Carolina (Sep 05, 2009)
	37	Tommy Edwards at Chattanooga (Nov 14, 2009)
Pass completions	21	Bart Blanchard at North Carolina (Sep 05, 2009)
	21	Tommy Edwards at Chattanooga (Nov 14, 2009)
Yards Passing	263	Bart Blanchard vs Presbyterian College (Sep 26, 2009)
TD Passes	6	Bart Blanchard vs Presbyterian College (Sep 26, 2009)
Long Pass	55	Tommy Edwards vs Samford (Oct 31, 2009)
Receptions	12	Andre Roberts vs Presbyterian College (Sep 26, 2009)
Yards Receiving	184	Andre Roberts vs Presbyterian College (Sep 26, 2009)
TD Receptions	4	Andre Roberts vs Presbyterian College (Sep 26, 2009)
Long Reception	55	Van Dyke Jones vs Samford (Oct 31, 2009)
Field Goals	2	Sam Keeler at North Carolina (Sep 05, 2009)
	2	Sam Keeler vs Appalachian State (Oct 03, 2009)
Long Field Goal	50	Sam Keeler vs Appalachian State (Oct 03, 2009)
Punts	9	Cass Couey at North Carolina (Sep 05, 2009)
Punting Avg	44.0	Cass Couey vs Furman (Oct 24, 2009)
Long Punt	55	Cass Couey at North Carolina (Sep 05, 2009)
	55	Cass Couey at Western Carolina (Oct 17, 2009)
Long Punt Return	41	Andre Roberts vs Samford (Oct 31, 2009)
Long Kickoff Return	58	Kevin Hardy vs Appalachian State (Oct 03, 2009)
Tackles	13	Jordon Gilmore vs Appalachian State (Oct 03, 2009)
	13	Rod Harland at Elon (Oct 10, 2009)
	13	Cortez Allen at Chattanooga (Nov 14, 2009)
Sacks	2.0	Terrence Reese at Western Carolina (Oct 17, 2009)
	2.0	Kyle Anderson vs Samford (Oct 31, 2009)
Tackles For Loss	3.0	Kyle Anderson vs Samford (Oct 31, 2009)
	3.0	Terrence Reese vs Samford (Oct 31, 2009)
Interceptions	2	Joseph Boateng at North Carolina (Sep 05, 2009)
	2	Cortez Allen vs Samford (Oct 31, 2009)

The Automated ScoreBook  
The Citadel Game Superlatives (as of Nov 15, 2009)  
All games

TEAM GAME HIGHS

Rushes	49	vs Furman (Oct 24, 2009)
Yards Rushing	296	vs Furman (Oct 24, 2009)
Yards Per Rush	6.0	vs Furman (Oct 24, 2009)
TD Rushes	4	at Princeton (Sep 19, 2009)
	4	vs Furman (Oct 24, 2009)
Pass attempts	39	at North Carolina (Sep 05, 2009)
Pass completions	22	at North Carolina (Sep 05, 2009)
	22	vs Wofford (Nov 07, 2009)
Yards Passing	263	vs Presbyterian College (Sep 26, 2009)
Yards Per Pass	9.6	vs Furman (Oct 24, 2009)
TD Passes	6	vs Presbyterian College (Sep 26, 2009)
Total Plays	79	at Chattanooga (Nov 14, 2009)
Total Offense	479	vs Furman (Oct 24, 2009)
Yards Per Play	7.3	vs Presbyterian College (Sep 26, 2009)
Points	46	vs Presbyterian College (Sep 26, 2009)
Sacks By	4	vs Samford (Oct 31, 2009)
First Downs	29	vs Furman (Oct 24, 2009)
Penalties	9	at Elon (Oct 10, 2009)
Penalty Yards	85	at Elon (Oct 10, 2009)
Turnovers	4	at North Carolina (Sep 05, 2009)
Interceptions By	2	at North Carolina (Sep 05, 2009)
	2	at Princeton (Sep 19, 2009)
	2	vs Presbyterian College (Sep 26, 2009)
	2	vs Furman (Oct 24, 2009)
	2	vs Samford (Oct 31, 2009)

The Automated ScoreBook  
The Citadel Game Superlatives (as of Nov 15, 2009)  
All games

OPPONENT INDIVIDUAL GAME HIGHS

Rushes	26	Devon Moore, vs Appalachian State (Oct 03, 2009)
Yards Rushing	167	Jamal Shuman, at Elon (Oct 10, 2009)
TD Rushes	2	Houston, R, at North Carolina (Sep 05, 2009)
	2	Armanti Edwards, vs Appalachian State (Oct 03, 2009)
	2	Dion Wilson, at Western Carolina (Oct 17, 2009)
Long Rush	49	Stev Davitte, vs Wofford (Nov 07, 2009)
Pass attempts	61	B.J. Coleman, at Chattanooga (Nov 14, 2009)
Pass completions	39	B.J. Coleman, at Chattanooga (Nov 14, 2009)
Yards Passing	356	B.J. Coleman, at Chattanooga (Nov 14, 2009)
TD Passes	3	Jordan Sorrells, vs Furman (Oct 24, 2009)
	3	B.J. Coleman, at Chattanooga (Nov 14, 2009)
Long Pass	74	Armanti Edwards, vs Appalachian State (Oct 03, 2009)
Receptions	14	Blue Cooper, at Chattanooga (Nov 14, 2009)
Yards Receiving	139	Blue Cooper, at Chattanooga (Nov 14, 2009)
TD Receptions	2	David Hendrix, vs Furman (Oct 24, 2009)
	2	Blue Cooper, at Chattanooga (Nov 14, 2009)
Long Reception	74	Brian Quick, vs Appalachian State (Oct 03, 2009)
Field Goals	3	Jason Vitaris, vs Appalachian State (Oct 03, 2009)
	3	Adam Shreiner, at Elon (Oct 10, 2009)
	3	Craig Camay, at Chattanooga (Nov 14, 2009)
Long Field Goal	44	Jason Vitaris, vs Appalachian State (Oct 03, 2009)
Punts	10	Bob Hooper, vs Samford (Oct 31, 2009)
Punting Avg	49.0	Mitch Allen, vs Wofford (Nov 07, 2009)
Long Punt	56	Fleury, Otavio, at Princeton (Sep 19, 2009)
Long Punt Return	77	Searcy, D, at North Carolina (Sep 05, 2009)
Long Kickoff Return	40	WILSON, S., vs Presbyterian College (Sep 26, 2009)
Tackles	14	Adrian McLeod, at Western Carolina (Oct 17, 2009)
	14	K. Anderson, vs Furman (Oct 24, 2009)
Sacks	1.5	Demery Brewer, vs Appalachian State (Oct 03, 2009)
	1.5	Josh Beard, at Chattanooga (Nov 14, 2009)
Tackles For Loss	3.0	Chris Collins, at Western Carolina (Oct 17, 2009)
Interceptions	2	Williams, D, at North Carolina (Sep 05, 2009)

The Automated ScoreBook  
The Citadel Game Superlatives (as of Nov 15, 2009)  
All games

OPPONENT TEAM GAME HIGHS

Rushes	54	vs Wofford (Nov 07, 2009)
Yards Rushing	320	vs Wofford (Nov 07, 2009)
Yards Per Rush	6.4	vs Furman (Oct 24, 2009)
TD Rushes	4	vs Wofford (Nov 07, 2009)
Pass attempts	61	at Chattanooga (Nov 14, 2009)
Pass completions	39	at Chattanooga (Nov 14, 2009)
Yards Passing	356	at Chattanooga (Nov 14, 2009)
Yards Per Pass	11.3	vs Appalachian State (Oct 03, 2009)
TD Passes	4	vs Furman (Oct 24, 2009)
Total Plays	89	at Elon (Oct 10, 2009)
Total Offense	543	at Elon (Oct 10, 2009)
Yards Per Play	6.8	vs Appalachian State (Oct 03, 2009)
Points	43	at Elon (Oct 10, 2009)
	43	vs Wofford (Nov 07, 2009)
Sacks By	4	vs Appalachian State (Oct 03, 2009)
	4	at Elon (Oct 10, 2009)
	4	at Chattanooga (Nov 14, 2009)
First Downs	29	at Elon (Oct 10, 2009)
Penalties	9	at Elon (Oct 10, 2009)
Penalty Yards	91	at Elon (Oct 10, 2009)
Turnovers	4	at North Carolina (Sep 05, 2009)
Interceptions By	3	at North Carolina (Sep 05, 2009)

The Automated ScoreBook  
The Citadel Red-Zone Results (as of Nov 15, 2009)  
All games

The Citadel Inside Opponent Red-Zone

Date	Opponent	Score	Times In RZ	Times Scored	Total Pts	Rush TDs	Pass TDs	FGs Made	Failed to score inside RZ						
									FGA	Down	Int	Fumb	Half	Game	
Sep 05, 2009	at North Carolina	L 6-40	2	1	3	0	0	1	0	0	1	0	0	0	0
Sep 19, 2009	at Princeton	W 38-7	6	5	35	5	4	1	0	0	1	0	0	0	0
Sep 26, 2009	PRESBYTERIAN COLLEG	W 46-21	4	4	27	4	0	4	0	0	0	0	0	0	0
Oct 03, 2009	APPALACHIAN STATE	L 27-30	1	1	7	1	0	1	0	0	0	0	0	0	0
Oct 10, 2009	at Elon	L 7-43	1	1	7	1	0	1	0	0	0	0	0	0	0
Oct 17, 2009	at Western Carolina	L 10-14	4	2	10	1	0	1	1	1	1	0	0	0	0
Oct 24, 2009	FURMAN	W 38-28	4	4	24	3	3	0	1	0	0	0	0	0	0
Oct 31, 2009	SAMFORD	W 28-16	3	2	14	2	1	1	0	0	0	0	0	1	0
Nov 07, 2009	WOFFORD	L 17-43	3	3	17	2	0	2	1	0	0	0	0	0	0
Nov 14, 2009	at Chattanooga	L 28-31	5	4	28	4	1	3	0	1	0	0	0	0	0
Totals			33	27	172	23	9	14	4	2	2	1	0	1	0
27 of 33 (81.8%)															

Opponents Inside The Citadel Red-Zone

Date	Opponent	Score	Times In RZ	Times Scored	Total Pts	Rush TDs	Pass TDs	FGs Made	Failed to score inside RZ						
									FGA	Down	Int	Fumb	Half	Game	
Sep 05, 2009	at North Carolina	L 6-40	4	4	23	3	2	1	1	0	0	0	0	0	0
Sep 19, 2009	at Princeton	W 38-7	4	1	7	1	0	1	0	2	0	0	0	1	0
Sep 26, 2009	PRESBYTERIAN COLLEG	W 46-21	1	1	7	1	1	0	0	0	0	0	0	0	0
Oct 03, 2009	APPALACHIAN STATE	L 27-30	6	4	20	2	2	0	2	1	1	0	0	0	0
Oct 10, 2009	at Elon	L 7-43	6	5	27	3	2	1	2	1	0	0	0	0	0
Oct 17, 2009	at Western Carolina	L 10-14	2	2	14	2	2	0	0	0	0	0	0	0	0
Oct 24, 2009	FURMAN	W 38-28	3	2	14	2	0	2	0	0	0	1	0	0	0
Oct 31, 2009	SAMFORD	W 28-16	3	3	16	2	1	1	1	0	0	0	0	0	0
Nov 07, 2009	WOFFORD	L 17-43	7	6	34	4	3	1	2	0	0	0	1	0	0
Nov 14, 2009	at Chattanooga	L 28-31	6	5	24	2	0	2	3	0	1	0	0	0	0
Totals			42	33	186	22	13	9	11	4	2	1	1	1	0
33 of 42 (78.6%)															

The Automated ScoreBook  
The Citadel By-Quarter Statistics (as of Nov 15, 2009)  
All games

3rd-Down Conversions

Date	Opponent	Score	Overall	1st Qtr	2nd Qtr	3rd Qtr	4th Qtr	Overtime
Sep 05, 2009	at North Carolina	L 6-40	2-16 12.5	1-4 25.0	0-3 0.0	1-4 25.0	0-5 0.0	
Sep 19, 2009	at Princeton	W 38-7	5-11 45.5	0-2 0.0	2-5 40.0	2-3 66.7	1-1 100.0	
Sep 26, 2009	PRESBYTERIAN COLLEG	W 46-21	6-10 60.0	2-3 66.7	1-2 50.0	2-3 66.7	1-2 50.0	
Oct 03, 2009	APPALACHIAN STATE	L 27-30	8-16 50.0	4-5 80.0	3-5 60.0	1-3 33.3	0-2 0.0	0-1 0.0
Oct 10, 2009	at Elon	L 7-43	0-12 0.0	0-4 0.0	0-1 0.0	0-3 0.0	0-4 0.0	
Oct 17, 2009	at Western Carolina	L 10-14	4-15 26.7	1-4 25.0	0-3 0.0	1-3 33.3	2-5 40.0	
Oct 24, 2009	FURMAN	W 38-28	10-12 83.3	5-5 100.0	2-3 66.7	1-2 50.0	2-2 100.0	
Oct 31, 2009	SAMFORD	W 28-16	5-17 29.4	0-3 0.0	3-7 42.9	0-2 0.0	2-5 40.0	
Nov 07, 2009	WOFFORD	L 17-43	3-11 27.3	1-4 25.0	1-3 33.3	0-1 0.0	1-3 33.3	
Nov 14, 2009	at Chattanooga	L 28-31	9-15 60.0	2-2 100.0	3-5 60.0	3-3 100.0	1-5 20.0	
The Citadel			52-135 38.5	16-36 44.4	15-37 40.5	11-27 40.7	10-34 29.4	0-1 0.0
Opponents			71-147 48.3	12-25 48.0	22-45 48.9	16-35 45.7	21-41 51.2	0-1 0.0

4th-Down Conversions

Date	Opponent	Score	Overall	1st Qtr	2nd Qtr	3rd Qtr	4th Qtr	Overtime
Sep 05, 2009	at North Carolina	L 6-40	1-1 100.0	0-0 0.0	0-0 0.0	1-1 100.0	0-0 0.0	
Sep 19, 2009	at Princeton	W 38-7	1-2 50.0	0-0 0.0	1-2 50.0	0-0 0.0	0-0 0.0	
Sep 26, 2009	PRESBYTERIAN COLLEG	W 46-21	0-0 0.0	0-0 0.0	0-0 0.0	0-0 0.0	0-0 0.0	
Oct 03, 2009	APPALACHIAN STATE	L 27-30	0-0 0.0	0-0 0.0	0-0 0.0	0-0 0.0	0-0 0.0	0-0 0.0
Oct 10, 2009	at Elon	L 7-43	2-2 100.0	0-0 0.0	0-0 0.0	0-0 0.0	2-2 100.0	
Oct 17, 2009	at Western Carolina	L 10-14	1-4 25.0	0-1 0.0	0-0 0.0	0-0 0.0	1-3 33.3	
Oct 24, 2009	FURMAN	W 38-28	0-0 0.0	0-0 0.0	0-0 0.0	0-0 0.0	0-0 0.0	
Oct 31, 2009	SAMFORD	W 28-16	0-1 0.0	0-0 0.0	0-0 0.0	0-0 0.0	0-1 0.0	
Nov 07, 2009	WOFFORD	L 17-43	2-3 66.7	0-0 0.0	1-1 100.0	0-0 0.0	1-2 50.0	
Nov 14, 2009	at Chattanooga	L 28-31	1-3 33.3	0-0 0.0	0-0 0.0	0-0 0.0	1-3 33.3	
The Citadel			8-16 50.0	0-1 0.0	2-3 66.7	1-1 100.0	5-11 45.5	0-0 0.0
Opponents			9-18 50.0	0-2 0.0	2-6 33.3	2-2 100.0	5-8 62.5	0-0 0.0

Time of Possession

Date	Opponent	Score	Overall	1st Qtr	2nd Qtr	3rd Qtr	4th Qtr	Overtime
Sep 05, 2009	at North Carolina	L 6-40	29:36	7:16	6:07	7:10	9:03	
Sep 19, 2009	at Princeton	W 38-7	32:08	8:30	10:25	6:08	7:05	
Sep 26, 2009	PRESBYTERIAN COLLEG	W 46-21	25:35	8:03	4:57	5:50	6:45	
Oct 03, 2009	APPALACHIAN STATE	L 27-30	32:54	11:28	6:47	6:20	8:19	0:00
Oct 10, 2009	at Elon	L 7-43	21:40	7:54	2:20	6:10	5:16	
Oct 17, 2009	at Western Carolina	L 10-14	33:03	10:22	6:33	7:28	8:40	
Oct 24, 2009	FURMAN	W 38-28	33:08	11:00	7:27	8:08	6:33	
Oct 31, 2009	SAMFORD	W 28-16	29:13	7:28	7:09	6:30	8:06	
Nov 07, 2009	WOFFORD	L 17-43	29:49	7:57	8:04	4:50	8:58	
Nov 14, 2009	at Chattanooga	L 28-31	35:12	10:03	9:27	9:51	5:51	
The Citadel			Total	90:01	69:16	68:25	74:36	0:00
			Avg.	9:00	6:55	6:50	7:27	0:00
Opponents			Total	59:59	80:44	81:35	75:24	0:00
			Avg.	5:59	8:04	8:09	7:32	0:00



The Automated ScoreBook  
The Citadel Passing Game-by-Game (as of Nov 15, 2009)  
All games

#19 Bart Blanchard	Comp	Att	Int	Pct	Yards	TD	Long	Sacked	Effic
North Carolina	21	37	3	56.8	117	0	25	2-14	67.10
Princeton	16	26	0	61.5	194	1	41	1-10	136.91
Presbyterian College	20	30	2	66.7	263	6	40	1-12	192.97
Appalachian State	11	20	0	55.0	117	2	29	4-33	137.14
Elon	14	25	2	56.0	102	1	15	4-21	87.47
Western Carolina	9	11	0	81.8	94	1	27	1-1	183.60
Wofford	15	23	0	65.2	91	1	14	3-19	112.80
TOTALS	106	172	7	61.6	978	12	41	16-110	124.27

#17 Miguel Starks	Comp	Att	Int	Pct	Yards	TD	Long	Sacked	Effic
North Carolina	1	2	0	50.0	6	0	6	0-0	75.20
Princeton	1	2	0	50.0	14	0	14	0-0	108.80
Appalachian State	3	3	0	100.0	30	0	15	0-0	184.00
Elon	0	2	0	0.0	0	0	0	0-0	0.00
Western Carolina	12	19	0	63.2	71	0	13	2-10	94.55
Furman	14	19	0	73.7	183	1	35	0-0	171.96
Samford	6	12	1	50.0	38	0	19	0-0	59.93
Wofford	5	7	0	71.4	61	1	22	0-0	191.77
Chattanooga	0	1	0	0.0	0	0	0	0-0	0.00
TOTALS	42	67	1	62.7	403	2	35	2-10	120.08

#16 Tommy Edwards	Comp	Att	Int	Pct	Yards	TD	Long	Sacked	Effic
Samford	10	20	0	50.0	141	2	55	0-0	142.22
Wofford	2	3	1	66.7	20	0	17	0-0	56.00
Chattanooga	21	37	0	56.8	214	3	29	4-22	132.10
TOTALS	33	60	1	55.0	375	5	55	4-22	131.67

#88 Luke Caldwell	Comp	Att	Int	Pct	Yards	TD	Long	Sacked	Effic
Appalachian State	1	1	0	100.0	12	0	12	0-0	200.80
TOTALS	1	1	0	100.0	12	0	12	0-0	200.80

#TM Team	Comp	Att	Int	Pct	Yards	TD	Long	Sacked	Effic
Appalachian State	0	1	0	0.0	0	0	0	0-0	0.00
Western Carolina	0	2	0	0.0	0	0	0	0-0	0.00
TOTALS	0	3	0	0.0	0	0	0	0-0	0.00

The Automated ScoreBook  
The Citadel Rushing/Receiving Game-by-Game (as of Nov 15, 2009)  
All games

RUSHING	No-Yds/TD	NC	PRIN	PC	ASU	ELON	WCU	FUR	SAM	WOF	UTC
Miguel Starks	89-391/5	6-13/0	7-40/1	12-103/0	14-48/0	2-0/0	14-13/0	23-144/4	8-24/0	3-6/0	-
Van Dyke Jones	76-389/2	DNP	15-59/1	4-21/0	4-81/1	4-6/0	6-21/0	11-102/0	17-40/0	6-33/0	9-26/0
Terrell Dallas	89-347/3	DNP	9-36/2	6-17/0	11-44/0	4-6/0	9-47/0	13-47/0	5-36/1	15-73/0	17-41/0
Andre Roberts	11-65/0	-	2-17/0	-	2-25/0	-	5-16/0	1-3/0	1-4/0	-	-
R. Biakabutuka	9-35/0	7-30/0	DNP	2-5/0	-	DNP	DNP	DNP	DNP	-	DNP
Tommy Edwards	16-25/1	-	DNP	DNP	-	DNP	DNP	DNP	2-3/0	1-4/0	13-18/1
Bart Blanchard	37-23/0	5--11/0	6-22/0	3-5/0	8-14/0	9-6/0	2-1/0	DNP	DNP	4--14/0	-
Greg Adams	2-9/0	DNP	-	-	1-3/0	DNP	-	-	1-6/0	-	DNP
Luke Caldwell	1-9/0	-	-	-	-	-	DNP	-	-	-	1-9/0
Lemuel Kennedy	2-2/0	1-3/0	1--1/0	DNP	-	DNP	DNP	-	DNP	-	DNP
Ryan Keiper	2-2/0	-	-	-	1--1/0	-	-	-	-	-	1-3/0
Team	2--5/0	1--5/0	DNP	DNP	-	DNP	-	1-0/0	DNP	DNP	DNP
Cass Couey	1--7/0	-	-	-	-	-	1--7/0	-	-	-	-
John Synovec	1--8/0	DNP	-	-	-	-	-	-	1--8/0	-	-

RECEIVING	No-Yds/TD	NC	PRIN	PC	ASU	ELON	WCU	FUR	SAM	WOF	UTC
Andre Roberts	72-711/7	10-30/0	3-56/0	12-184/4	6-47/0	1-13/0	9-78/1	6-92/0	7-54/0	8-50/0	10-107/2
Scott Harward	32-327/1	5-37/0	7-99/0	3-30/0	1-10/0	3-19/0	3-26/0	3-56/1	2-12/0	2-25/0	3-13/0
Van Dyke Jones	16-160/1	DNP	-	-	1-21/0	4-29/0	2-18/0	2-10/0	3-53/1	3-22/0	1-7/0
Alex Sellars	14-142/6	-	1-12/1	3-35/2	1-4/1	-	4-35/0	-	2-33/1	1-6/1	2-17/0
Kevin Hardy	13-116/1	2-32/0	3-17/0	-	-	3-14/1	-	2-18/0	1-19/0	1-11/0	1-5/0
Terrell Dallas	12-70/0	DNP	-	-	3-30/0	1-7/0	3-8/0	1-7/0	1-8/0	3-10/0	-
Cam Turner	4-56/1	-	-	-	-	DNP	DNP	-	-	1-9/1	3-47/0
Luke Caldwell	4-47/1	1-4/0	-	-	1-29/1	1-5/0	DNP	-	-	1-9/0	-
B J. Phillips	2-29/1	-	1-11/0	-	-	-	DNP	-	-	-	1-18/1
Ryan Keiper	3-27/0	-	1-7/0	1-12/0	-	-	-	-	-	1-8/0	-
Greg Adams	1-22/0	DNP	-	-	-	DNP	-	-	-	1-22/0	DNP
Lemuel Kennedy	3-16/0	3-16/0	-	DNP	-	DNP	DNP	-	DNP	-	DNP
Travis Ruff	1-15/0	-	DNP	-	-	1-15/0	-	-	-	-	DNP
Bart Blanchard	1-12/0	-	-	-	1-12/0	-	-	DNP	DNP	-	-
C. Robertson	2-12/0	DNP	1-6/0	-	1-6/0	DNP	DNP	-	DNP	DNP	DNP
R. Biakabutuka	1-4/0	1-4/0	DNP	-	-	DNP	DNP	DNP	DNP	-	DNP
Miguel Starks	1-2/0	-	-	1-2/0	-	-	-	-	-	-	-

The Automated ScoreBook  
The Citadel Return Stats Game-by-Game (as of Nov 15, 2009)  
All games

PUNT RETURNS	No-Yds	NC	PRIN	PC	ASU	ELON	WCU	FUR	SAM	WOF	UTC
Andre Roberts	13-208	-	2-37	1-29	-	1-0	1-6	-	7-102	-	1-34
Milford Scott	1-4	DNP	DNP	-	DNP	DNP	1-4	-	-	-	DNP

KICK RETURNS	No-Yds	NC	PRIN	PC	ASU	ELON	WCU	FUR	SAM	WOF	UTC
Kevin Hardy	26-564	6-146	1-26	2-41	6-141	5-102	2-35	3-58	-	1-15	-
Keith Gamble	8-233	-	-	-	-	-	-	-	-	5-165	3-68
Tyler Starnes	6-102	-	-	-	-	-	1-1	1-14	1-20	1-20	2-47
Luke Caldwell	5-83	2-33	1-16	1-30	-	1-4	DNP	-	-	-	-
B J. Phillips	1-18	-	-	-	-	-	DNP	-	-	1-18	-
D. Jackson	1-17	-	-	-	-	-	-	-	1-17	-	-

INT. RETURNS	No-Yds	NC	PRIN	PC	ASU	ELON	WCU	FUR	SAM	WOF	UTC
Joseph Boateng	3-32	2-20	-	-	-	-	-	1-12	-	-	-
Cortez Allen	3-112	-	-	1-0	-	-	-	-	2-112	-	-
J. Glaspie	1-86	DNP	1-86	-	-	-	-	-	-	-	-
C. Billingslea	1-18	-	-	-	-	-	-	-	-	-	1-18
Keith Gamble	1-89	-	-	1-89	-	-	-	-	-	-	-
Erik Clanton	1-0	-	-	-	-	-	-	1-0	-	-	-
Jeremy Buncum	1-4	-	1-4	-	-	-	-	-	-	-	-

FUMBLE RETURNS	No-Yds	NC	PRIN	PC	ASU	ELON	WCU	FUR	SAM	WOF	UTC
Jordon Gilmore	1-13	-	-	-	-	1-13	-	-	-	-	-
DeAndre Smith	1-5	1-5	-	-	-	-	DNP	-	-	DNP	DNP

The Automated ScoreBook  
The Citadel Sacks Game-by-Game (as of Nov 15, 2009)  
All games

SACKS	UA-A	Total	NC	PRIN	PC	ASU	ELON	WCU	FUR	SAM	WOF	UTC
Terrence Reese	3-0	3.0	-	-	-	-	-	2.0-13	-	1.0-2	-	-
Kyle Anderson	3-0	3.0	-	-	-	-	1.0-6	-	-	2.0-16	-	-
Dewitt Jones	2-1	2.5	1.0-3	-	-	-	-	-	1.0-3	-	0.5-1	-
C. Billingslea	1-0	1.0	-	-	-	-	-	-	-	1.0-4	-	-
Jeremy Buncum	1-0	1.0	-	-	1.0-7	-	-	-	-	-	-	-
Jordon Gilmore	1-0	1.0	-	-	1.0-4	-	-	-	-	-	-	-
Erik Clanton	0-1	0.5	-	-	-	-	-	-	-	-	0.5-1	-

The Automated ScoreBook  
The Citadel Tackle For Loss Game-by-Game (as of Nov 15, 2009)  
All games

TACKLES FOR LOSS	UA-A	Total	NC	PRIN	PC	ASU	ELON	WCU	FUR	SAM	WOF	UTC
Kyle Anderson	8-2	9.0	1.0-8	0.5-1	-	1.0-1	1.0-6	1.0-1	1.5-3	3.0-18	-	-
Terrence Reese	8-1	8.5	-	-	1.0-3	2.0-4	-	2.0-13	0.5-1	3.0-7	-	-
Dewitt Jones	4-3	5.5	1.0-3	-	1.5-3	-	-	1.0-1	1.5-4	-	0.5-1	-
Rod Harland	3-1	3.5	-	-	1.0-2	-	-	-	0.5-0	-	-	2.0-4
Joseph Boateng	3-0	3.0	-	-	-	-	1.0-3	1.0-2	-	1.0-7	-	-
Quintin Turner	3-0	3.0	-	-	1.0-1	-	-	-	-	1.0-2	-	1.0-1
C. Billingslea	2-1	2.5	-	0.5-2	-	-	-	-	-	1.0-4	1.0-1	-
Erik Clanton	1-2	2.0	-	-	-	1.0-19	-	-	-	0.5-0	0.5-1	-
Jordon Gilmore	1-2	2.0	-	-	1.5-4	-	-	-	-	0.5-1	-	-
Jeremy Buncum	2-0	2.0	-	-	1.0-7	-	-	1.0-1	-	-	-	-
D. Jackson	1-1	1.5	-	-	-	-	-	-	-	-	0.5-1	1.0-1
Dem. Smith	1-0	1.0	-	1.0-3	-	-	-	-	-	-	-	-
Tolu Akindele	1-0	1.0	-	-	-	-	-	-	-	1.0-2	-	-
Ryan Jones	0-1	0.5	-	-	-	-	-	-	-	-	0.5-1	-
John Synovec	0-1	0.5	DNP	-	-	-	-	0.5-7	-	-	-	-
Milford Scott	0-1	0.5	DNP	DNP	-	DNP	DNP	0.5-6	-	-	-	DNP